



Institute for public health
of the Republic of North Macedonia

HEALTH MAP OF REPUBLIC OF NORTH MACEDONIA 2022

I PART STATUS IN REPUBLIC OF NORTH MACEDONIA

Skopje 2024

**PHO INSTITUTE FOR PUBLIC HEALTH OF
REPUBLIC OF NORTH MACEDONIA - SKOPJE**

Director Prof. d-r Shaban MEMETI

Department of health data and publication

M-r d-r Vjosa Recica

Head of Center

Vesna Zafirovska

**Technician in charge,
Independent medical statistician**

Jasmina Tahiri

Independent medical statistician

Jovnka Trpkovska

Independent medical statistician

Nadezda Lisinac

Independent medical statistician

Muarem Ramadani

Independent medical statistician

Elena Chibisheva

Independent medical statistician


Borce Andonovski

System administrator

Suzana Dungevska

Computer designer

**in collaboration with
Centers for Public health in the Republic of North Macedonia**






**institute for public health of
the Republic of North Macedonia**

HEALTH MAP OF REPUBLIC OF NORTH MACEDONIA 2022

I PART STATUS IN REPUBLIC OF NORTH MACEDONIA

Skopje, 2024



INTRODUCTION

The Health map of the Republic of North Macedonia represents the status of the health protection and health condition in the Republic in general and separately for each health region in 2022, in terms of the organizational structure, health services, health personnel, morbidity and mortality.

The aim of this publication is to provide contribution in preparation of the health development strategy in our Republic, as well as the use of information by the health workers and coworkers and all the interested subjects.

The preparation of the health map is based on official data, collected and processed by the Department for health statistics and informatics of the Center for statistical processing health data, publication and education provided by the Institute for public health in Republic of North Macedonia and the State Statistical Office.

The health map is consisted of three parts:

PART I – GENERAL PART

represents the general status of the health protection in the Republic, and by level of health protection – primary, secondary, tertiary in the health regions in the Republic of North Macedonia.

PART II AND PART III – SPECIAL PART


represents the status of the health protection by health regions, in alphabetic order.

The data are presented in tables and maps. The provision of the population with health personnel and health services provided is presented, as well as the network of inpatient health organizations by type, the number of beds, treated patients, average length of stay, utilization of bed-days and bed turnover. The data for the health protection and health condition are presented by levels of health protection (primary, secondary, tertiary).

The most common diseases diagnosed in out-patient services are also presented, as well as vaccination-preventable communicable diseases and communicable diseases included in WHO “Health for all” strategy.

Crude and infant mortality is also presented and the most common causes for death.

The Health map of the Republic of North Macedonia for 2022 is the twenty-four publication in a row that as a form of continuous annual publishing of actual data, will go on in the future.






CONTENT

Demographic and vital indicators in the Republic of North Macedonia	9
General part	21
Primary Health Care	45
Secondary Health Care	73
Tertiary Health Care	91
Morbidity	101
Mortality	111

DEMOGRAPHIC AND VITAL INDICATORS IN THE REPUBLIC OF NORTH MACEDONIA





**DEMOGRAPHIC, VITAL AND HEALTH INDICATORS
IN THE REPUBLIC OF NORTH MACEDONIA, 2022**

Area km²	25713
Population places	1767
Municipalities	80
Population per 1km²	71,2

Population

Total	1831712
Male	908165
Female	923547
Urban	1143068
Rural	688644
0-6 age	136893
7-19 age	275531
20 +	1419288
20-64 age	1100089
65 +	319199
female 15-49 age	407934
female 15 +	758862

Vital indicators

Nativity per 1.000 population	9,9
Mortality per 1.000 population	12,3
Natural increase per 1.000 population	- 2,3
Infant mortality per 1000 livebirths	3,2
-Urban	
-Rural	
- Perinatal mortality	6,9
- Neonatal mortality	1,5
= early neonatal mortality	0,8
= late neonatal mortality	0,7
= post neonatal mortality	1,7
Mortality natality	6,0
Maternal mortality	-

Number of population per one:

Physician	290
Dentist	1056
Pharmacist	1656
Health personnel with higher-level qualification	5279
Health personnel mid-level qualification	148

Hospital beds

Total number	8371
Hospital beds per 1,000 population	4,6

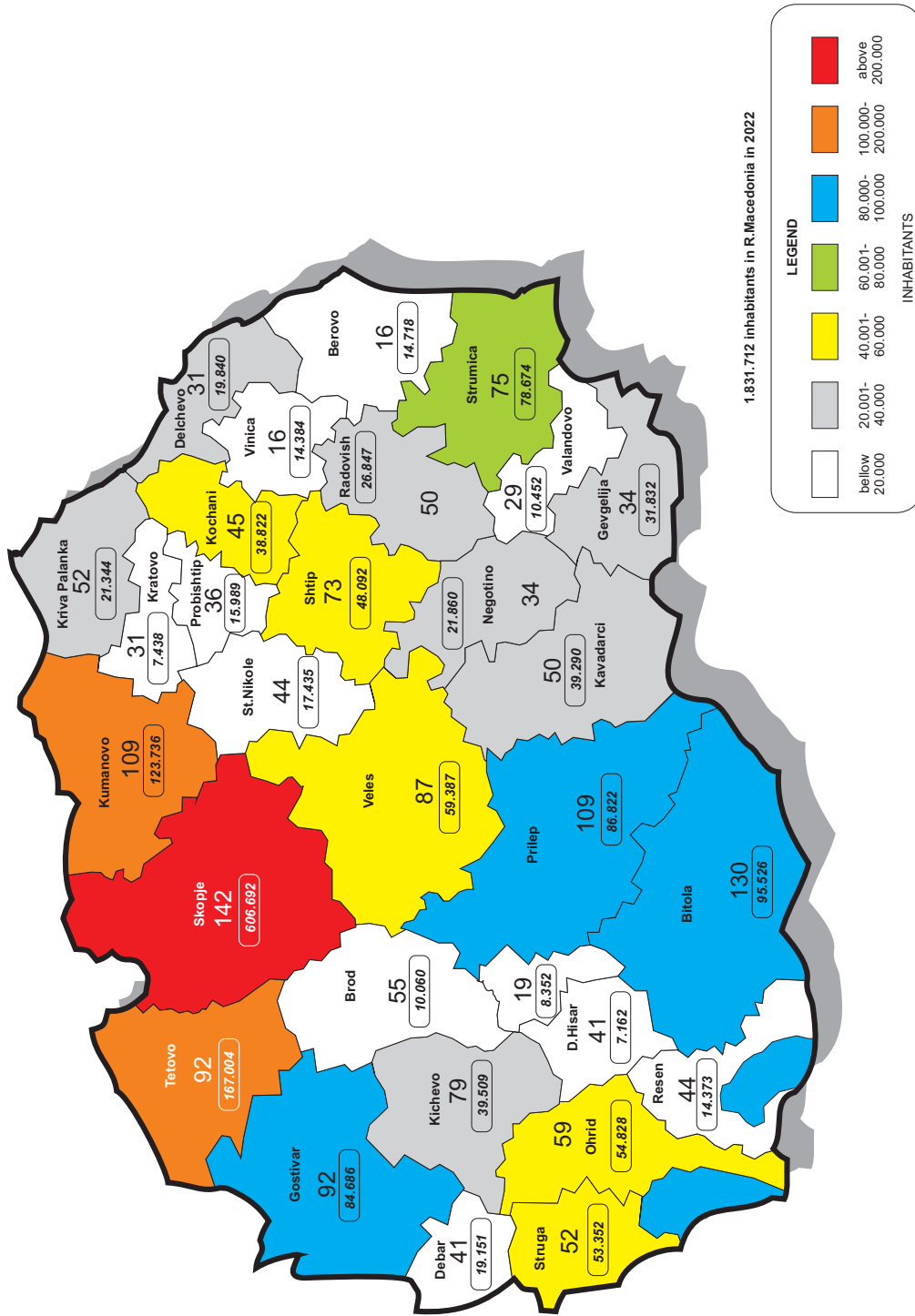
BASIC INDICATORS IN THE REPUBLIC OF NORTH MACEDONIA, 2022

HEALTH REGIONS	Surface area in km ²	Number of populated places	Number of inhabitants	Inhabitants per 1 km ²
REPUBLIC N.MACEDONIA	25750	1767	1831712	79,9
Berovo	815	16	14718	22,8
Bitola	1716	130	92526	60,3
Makedonski Brod	993	55	10060	11,5
Valandovo	334	29	10452	35,7
Veles	1552	87	59387	42,8
Vinica	442	16	14384	44,2
Gevgelija	765	34	31832	45,5
Gostivar	1370	92	84686	86,3
Debar	267	41	19151	101,5
Delchevo	569	31	19840	43,6
Demir Hisar	435	41	7162	20,3
Kavadarci	1146	50	39290	37,7
Kichevo	833	79	39509	68,4
Kochani	577	45	38822	84,2
Kratovo	380	31	7438	25,9
Kriva Palanka	728	52	21344	33,4
Krushevo	204	19	8352	47,0
Kumanovo	1202	109	123736	117,2
Negotino	743	34	21860	31,7
Ohrid	1041	59	54828	57,1
Prilep	1841	109	86822	52,1
Probishtip	329	36	15989	47,6
Radovish	743	50	23995	43,4
Resen	746	44	14280	21,7
Sveti Nikole	651	44	17435	31,9
Skopje	1858	142	606692	324,4
Struga	546	52	53352	122,6
Strumica	963	75	78674	97,5
Tetovo	1091	92	167004	180,2
Shtip	870	73	48092	60,5

Source: State Statistical Office

Processed: Institute for Public Health of Republic of North Macedonia - Skopje
Department of health data and publication

INHABITANTS AND NUMBER OF POPULATED PLACES BY HEALTH REGIONS IN REPUBLIC OF NORTH MACEDONIA IN 2022



Source: SSO
Prepare: IPH
Center for statistical health data processing, publications and education
Biserka Dugovizka, Biserka Andonovska

NATURAL CHANGES OF THE POPULATION OF REPUBLIC OF NORTH MACEDONIA 2022

HEALTH REGIONS	Live births	Deaths	Natural increase
REPUBLIC N.MACEDONIA	18073	22459	-4386
Berovo	105	219	-114
Bitola	760	1375	-615
Makedonski Brod	58	107	-49
Valandovo	83	135	-52
Veles	572	803	-231
Vinica	111	209	-98
Gevgelija	255	477	-222
Gostivar	775	822	-47
Debar	190	158	32
Delchevo	123	300	-177
Demir Hisar	41	127	-86
Kavadarci	318	535	-217
Kichevo	321	503	-182
Kochani	304	614	-310
Kratovo	35	140	-105
Kriva Palanka	139	287	-148
Krushevo	72	109	-37
Kumanovo	1294	1311	-17
Negotino	189	311	-122
Ohrid	434	822	-388
Prilep	697	1189	-492
Probishtip	80	239	-159
Radovish	211	382	-171
Resen	97	226	-129
Sveti Nikole	135	273	-138
Skopje	7152	6959	193
Struga	547	557	-10
Strumica	690	1110	-420
Tetovo	1824	1520	304
Shtip	461	640	-179

Source: State Statistical Office

Processed: Institute for Public Health of Republic of North Macedonia - Skopje
Department of health data and publication

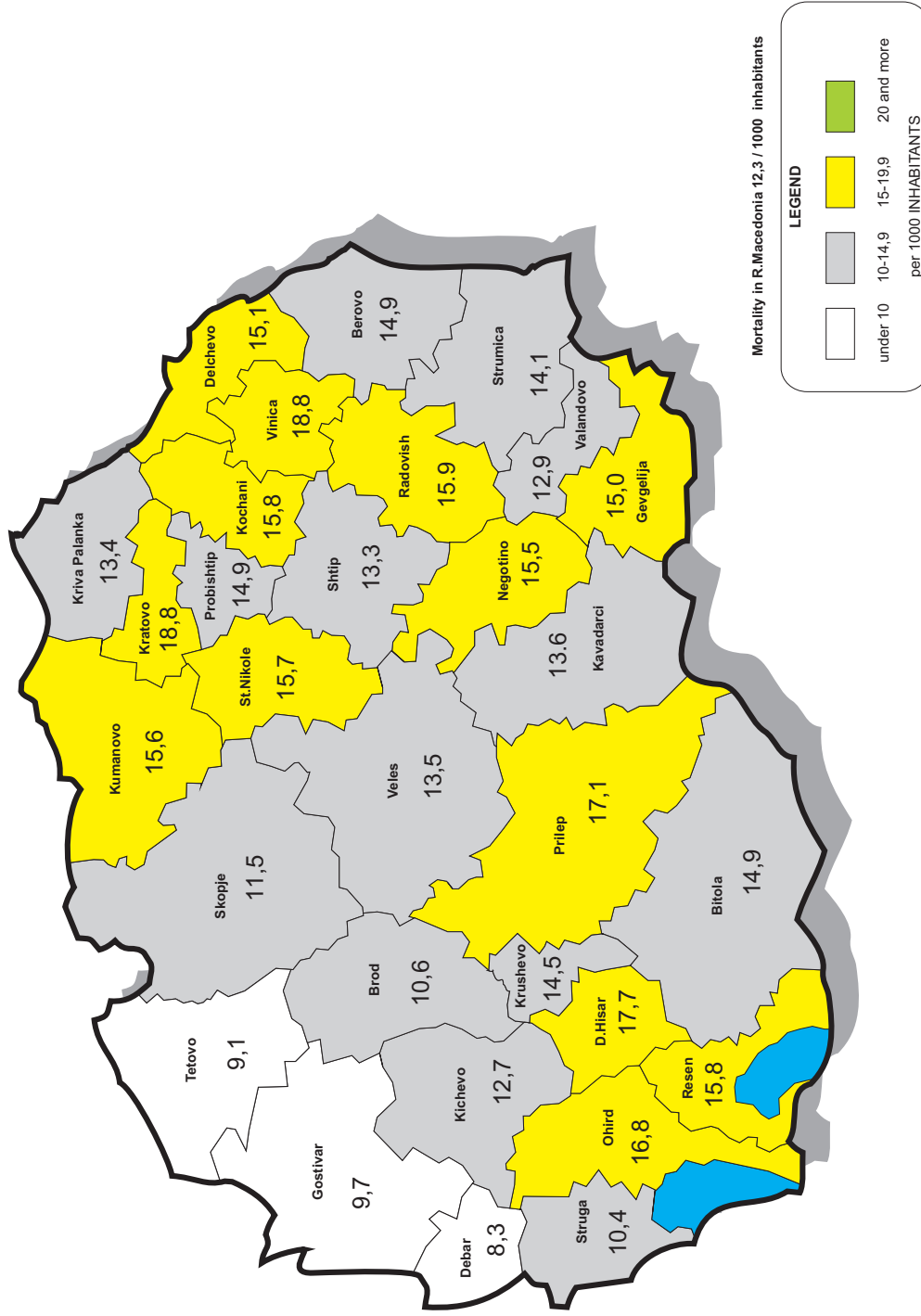
**NATURAL CHANGES OF THE POPULATION OF REPUBLIC OF NORTH MACEDONIA
IN 2022**

HEALTH REGIONS	Nativity	Mortality	Natural increase
REPUBLIC N.MACEDONIA	9,9	12,3	-2,4
Berovo	7,1	14,9	-7,7
Bitola	8,2	14,9	-6,6
Makedonski Brod	5,8	10,6	-4,9
Valandovo	7,9	12,9	-5,0
Veles	9,6	13,5	-3,9
Vinica	7,7	14,5	-6,8
Gevgelija	8,0	15,0	-7,0
Gostivar	9,2	9,7	-0,6
Debar	9,9	8,3	1,7
Delchevo	6,2	15,1	-8,9
Demir Hisar	5,7	17,7	-12,0
Kavadarci	8,1	13,6	-5,5
Kichevo	8,1	12,7	-4,6
Kochani	7,8	15,8	-8,0
Kratovo	4,7	18,8	-14,1
Kriva Palanka	6,5	13,4	-6,9
Krushevo	8,6	13,1	-4,4
Kumanovo	10,5	10,6	-0,1
Negotino	8,6	14,2	-5,6
Ohrid	7,9	15,0	-7,1
Prilep	8,0	13,7	-5,7
Probishtip	5,0	14,9	-9,9
Radovish	8,8	15,9	-7,1
Resen	6,8	15,8	-9,0
Sveti Nikole	7,7	15,7	-7,9
Skopje	11,8	11,5	0,3
Struga	10,3	10,4	-0,2
Strumica	8,8	14,1	-5,3
Tetovo	10,9	9,1	1,8
Shtip	9,6	13,3	-3,7

Source: State Statistical Office

Processed: Institute for Public Health of Republic of North Macedonia - Skopje
Department of health data and publication

CRUDE MORTALITY (NUMBER OF DECEASED PER 1000 INHABITANTS) BY HEALTH REGIONS IN REPUBLIC OF MACEDONIA IN 2022



Source: SSO
 Prepare: IPH
 Center for statistical health data processing, publications and education
 Skopje, Ohrid, Bitola, Prizren

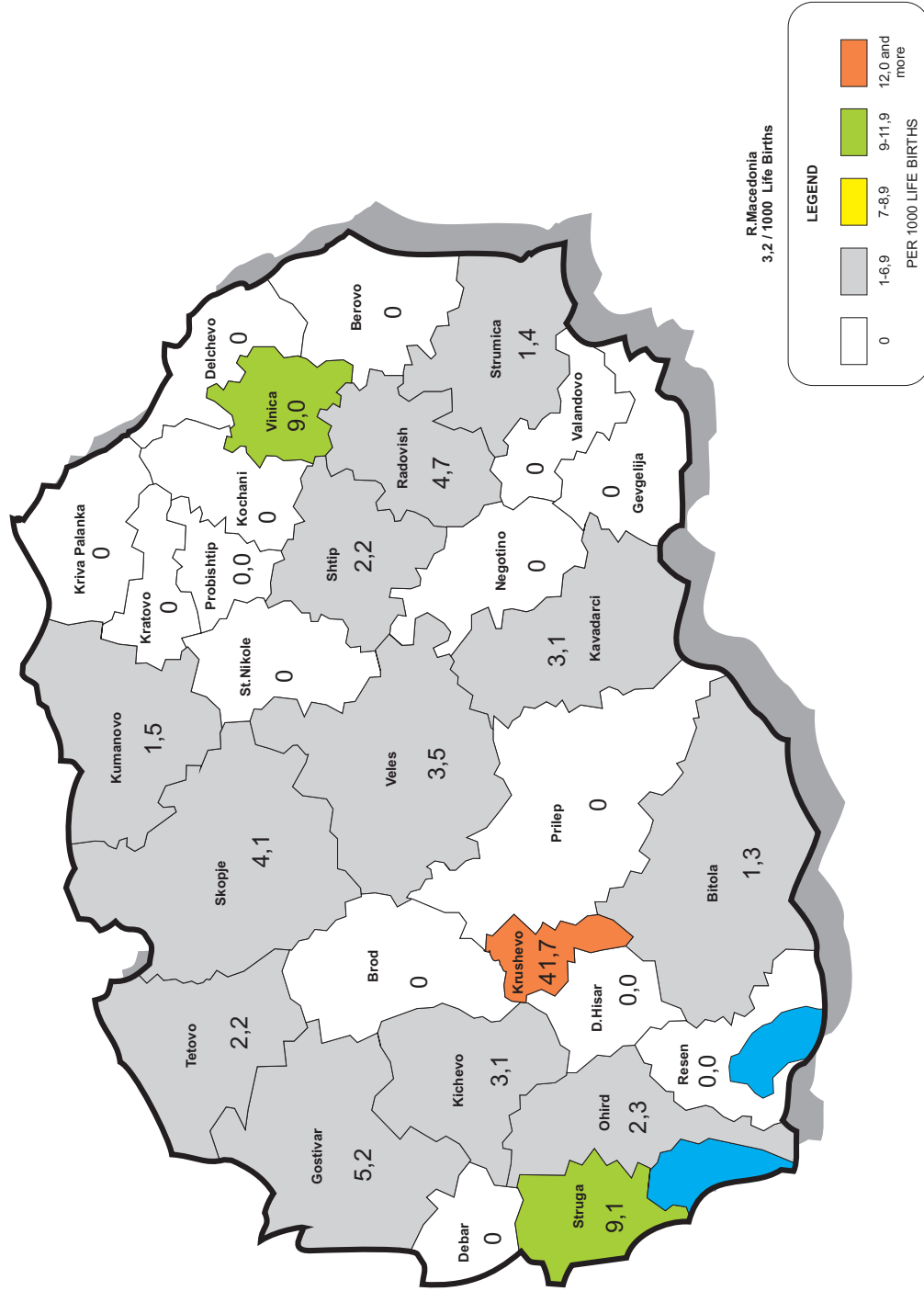
INFANT MORTALITY IN REPUBLIC OF NORTH MACEDONIA IN 2022

HEALTH REGIONS	Infant mortality	
	Number	Rate 1000 live births
REPUBLIC N.MACEDONIA	58	3,2
Berovo	0	0,0
Bitola	1	1,3
Makedonski Brod	0	0,0
Valandovo	0	0,0
Veles	2	3,5
Vinica	1	9,0
Gevgelija	0	0,0
Gostivar	4	5,2
Debar	0	0,0
Delchevo	0	0,0
Demir Hisar	0	0,0
Kavadarci	1	3,1
Kichevo	1	3,1
Kochani	0	0,0
Kratovo	0	0,0
Kriva Palanka	0	0,0
Krushevo	3	41,7
Kumanovo	2	1,5
Negotino	0	0,0
Ohrid	1	2,3
Prilep	0	0,0
Probishtip	0	0,0
Radovish	1	4,7
Resen	1	10,3
Sveti Nikole	0	0,0
Skopje	29	4,1
Struga	5	9,1
Strumica	1	1,4
Tetovo	4	2,2
Shtip	1	2,2

Source: State Statistical Office

Processed: Institute for Public Health of Republic of North Macedonia - Skopje
Department of health data and publication

INFANT MORTALITY (DECEASED INFANTS PER 1000 LIVE-BIRTHS) BY HEALTH REGIONS IN REPUBLIC OF MACEDONIA IN 2022



Source: SSO
 Prepare: IPH
 Source: European Agency for Safety and Health at Work

INFANT MORTALITY BY AGE IN R.N.MACEODINA IN 2022 (RATE/1000 LIVE BIRTHS)


HEALTH REGIONS	Mortinatalty		Neonatal mortality				Postneonatal mortality		Perinatal mortality	
	Number	Rate	Early		Late		Number	Rate	Number	Rate
			Number	Rate	Number	Rate				
REPUBLIC N.MACEDONIA	110	6,0	15	0,8	12	0,7	31	1,7	125	6,9
Berovo	2	18,7	0	0,0	0	0,0	0	0,0	2	18,7
Bitola	10	13,0	0	0,0	0	0,0	1	1,3	10	13,0
Makedonski Brod	1	16,9	0	0,0	0	0,0	0	0,0	1	16,9
Valandovo	0	0,0	0	0,0	0	0,0	0	0,0	0	0,0
Veles	5	8,7	0	0,0	0	0,0	2	3,5	5	8,7
Vinica	0	0,0	0	0,0	0	0,0	1	9,0	0	0,0
Gevgelija	2	7,8	0	0,0	0	0,0	0	0,0	2	7,8
Gostivar	3	3,9	2	2,6	0	0,0	2	2,6	5	6,4
Debar	0	0,0	0	0,0	0	0,0	0	0,0	0	0,0
Delchevo	0	0,0	0	0,0	0	0,0	0	0,0	0	0,0
Demir Hisar	0	0,0	0	0,0	0	0,0	0	0,0	0	0,0
Kavadarci	4	12,4	0	0,0	0	0,0	1	3,1	4	12,4
Kichevo	1	3,1	0	0,0	0	0,0	1	3,1	1	3,1
Kochani	2	6,5	0	0,0	0	0,0	0	0,0	2	6,5
Kratovo	0	0,0	0	0,0	0	0,0	0	0,0	0	0,0
Kriva Palanka	0	0,0	0	0,0	0	0,0	0	0,0	0	0,0
Krushevo	0	0,0	0	0,0	0	0,0	3	41,7	0	0,0
Kumanovo	12	9,2	1	0,8	1	0,8	0	0,0	13	10,0
Negotino	4	20,7	0	0,0	0	0,0	0	0,0	4	20,7
Ohrid	1	2,3	1	2,3	0	0,0	0	0,0	2	4,6
Prilep	4	5,7	0	0,0	0	0,0	0	0,0	4	5,7
Probishtip	1	12,3	0	0,0	0	0,0	0	0,0	1	12,3
Radovish	1	4,7	0	0,0	0	0,0	1	4,7	1	4,7
Resen	1	10,2	0	0,0	0	0,0	1	10,3	1	10,2
Sveti Nikole	0	0,0	0	0,0	0	0,0	0	0,0	0	0,0
Skopje	31	4,3	4	0,6	9	1,3	16	2,2	35	4,9
Struga	2	3,6	3	5,5	2	3,7	0	0,0	5	9,1
Strumica	5	7,2	1	1,4	0	0,0	0	0,0	6	8,6
Tetovo	10	5,5	2	1,1	0	0,0	2	1,1	12	6,5
Shtip	8	17,1	1	2,2	0	0,0	0	0,0	9	19,2

Source: State Statistical Office

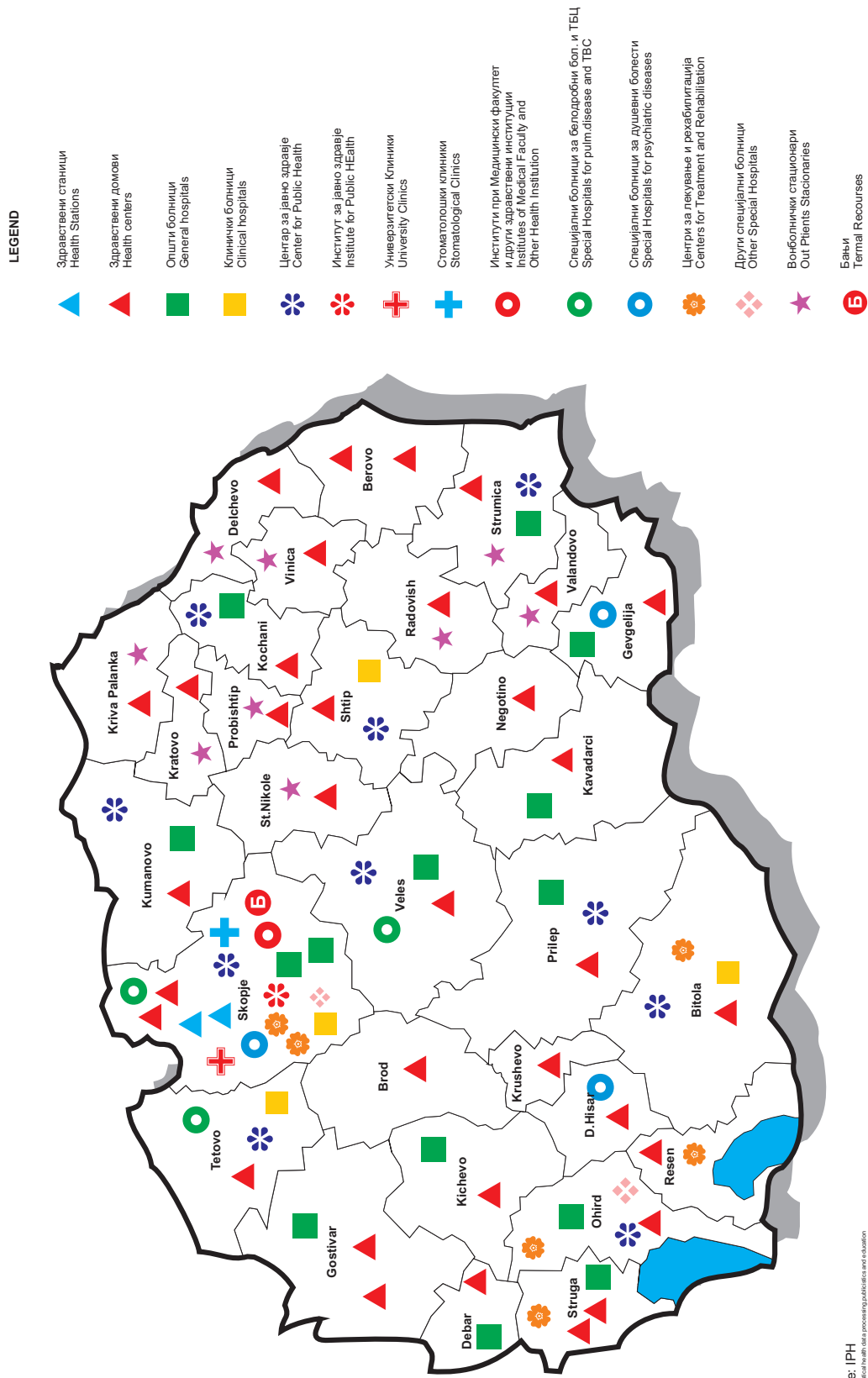
 Processed: Institute for Public Health of Republic of North Macedonia - Skopje
 Department of health data and publication

GENERAL PART





NETWORK OF HEALTH ORGANIZATIONS IN REPUBLIC OF NORTH MACEDONIA



Prepare: IPH
 State of Macedonia, Republic of North Macedonia

HEALTH ORGANIZATIONS AND PERSONNEL EMPLOYED IN REPUBLIC OF NORTH MACEDONIA 2022

HEALTH ORGANIZATIONS	Total personnel	Physicians	Physicians specialists	Dentists	Pharmacists	Health coworkers	Health personnel with higher and mid-level qualification	With lower level qualifications	Non-medical personnel
TOTAL	33473	6326	3863	1735	1106	2803	15839	189	5475
1. Health stations	231	37	20	4	1	87	44	0	58
2. Health centers	3733	696	259	165	21	252	1669	0	930
- in REPUBLIC N.MACEDONIA	2566	435	127	110	12	150	1177	0	682
- Out-of hospital stationary	32	1	1	0	0	2	29	0	0
- Health center - Skopje	1079	248	122	55	8	95	439	0	234
- Health center "Zeleznicar" - Skopje	56	12	9	0	1	5	24	0	14
3. Private health organizations	9786	1943	936	1358	944	371	4999	0	171
4. General hospitals	5655	1102	720	33	36	418	2931	50	1085
5. Clinic hospitals	2346	486	361	5	15	306	1001	66	467
6. Private hospitals	2122	356	305	2	15	200	977	4	568
7. University clinics for surgery "Sv.Naum Ohridski" - Skopje	362	89	70	0	1	43	168	10	51
8. Special hospital for gynecology and obstetrics - Chair, Skopje	222	50	34	0	1	3	111	0	57
9. Institute for pulmonary diseases - Kozle, Skopje	237	56	40	0	1	28	98	0	54
10. Centers for Public Health (10)	601	122	80	0	11	81	274	2	111
11. Institute for Public Health of Republic of North Macedonia	202	36	25	1	9	62	57	0	37
12. University clinics	4518	865	671	0	21	632	1917	16	1067
13. Dentistry clinics	358	1	1	154	0	8	138	0	57
14. PHO University Dental Clinical Centre Prof. Dr. Bojo Andreevski Skopje	15	0	0	10	0	0	5	0	0
15. Institutes with the Medical faculty and other health institutions	419	126	90	0	18	27	99	4	145
16. Institute for Transfusion Medicine of the REPUBLIC N.MACEDONIA - Skopje	505	104	72	0	1	49	272	1	78
17. Dialysis centers	220	39	17	0	0	21	143	0	17
18. Special hospitals for pulmonary diseases and TB	120	22	17	0	0	8	55	4	31
19. Special psychiatric hospitals	636	54	44	2	3	69	333	15	160
20. Rehabilitation and treatment centers	672	85	65	1	5	97	278	10	196
21. Other special hospitals	513	57	36	0	3	41	270	7	135

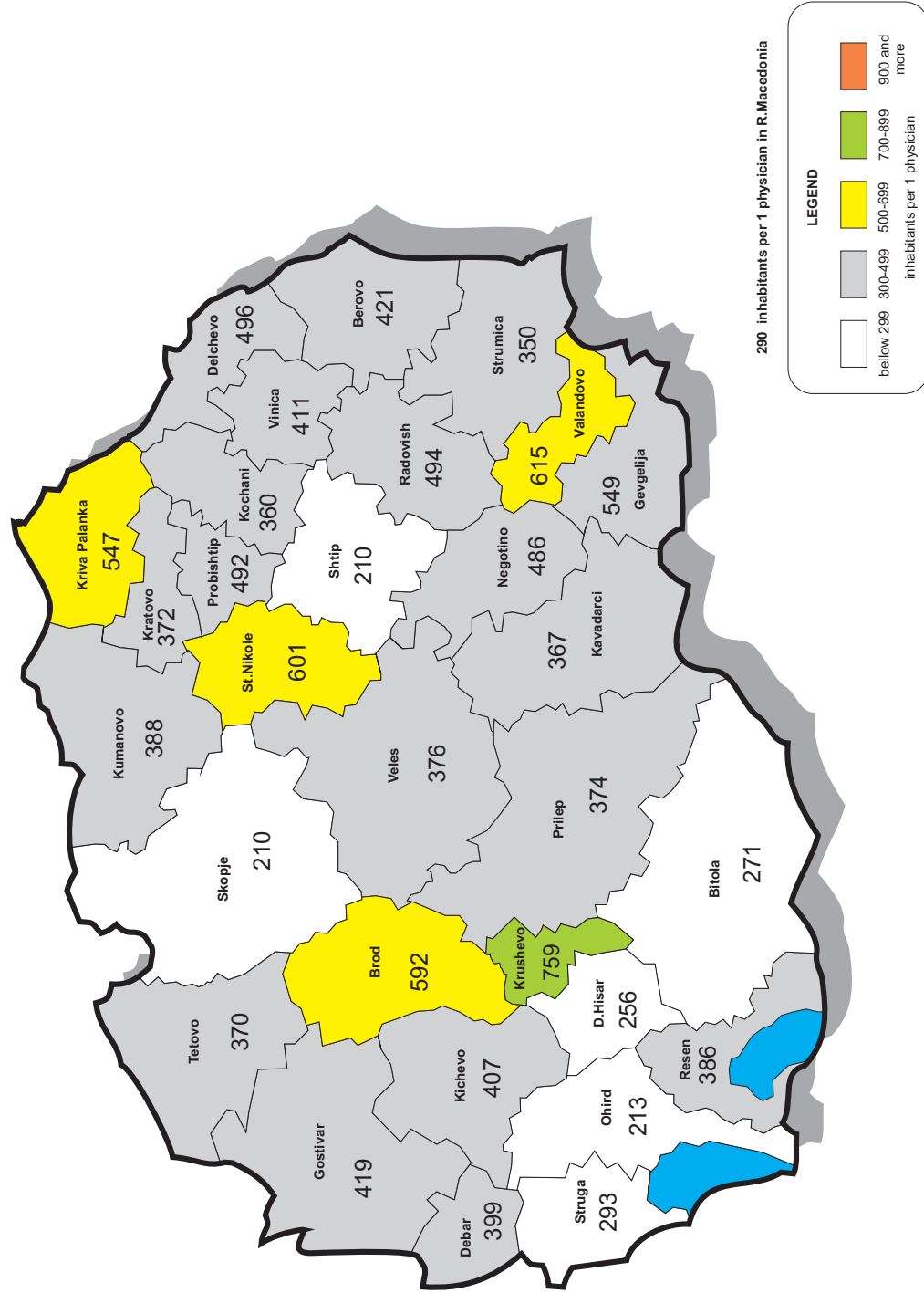
Source: Institute for Public Health of Republic of North Macedonia
Department of health data and publication

**NUMBER OF PHYSICIANS BY HEALTH REGIONS
IN REPUBLIC OF NORTH MACEDONIA IN 2022**

HEALTH REGIONS	Total physicians	Number of inhabitants per 1 physician
REPUBLIC N.MACEDONIA	6326	289,6
Berovo	35	420,5
Bitola	341	271,3
Makedonski Brod	17	591,8
Valandovo	17	614,8
Veles	158	375,9
Vinica	35	411,0
Gevgelija	58	548,8
Gostivar	202	419,2
Debar	48	399,0
Delchevo	40	496,0
Demir Hisar	28	255,8
Kavadarci	107	367,2
Kichevo	97	407,3
Kochani	108	359,5
Kratovo	20	371,9
Kriva Palanka	39	547,3
Krushevo	11	759,3
Kumanovo	319	387,9
Negotino	45	485,8
Ohrid	257	213,3
Prilep	232	374,2
Probishtip	27	492,2
Radovish	54	494,4
Resen	37	385,9
Sveti Nikole	29	601,2
Skopje	2886	210,2
Struga	174	306,6
Strumica	225	349,7
Tetovo	452	369,5
Shtip	228	210,9

Source: Institute for Public Health of Republic of North Macedonia
Department of health data and publication

**NUMBER OF INHABITANTS PER PHYSICIAN BY HEALTH REGIONS
IN REPUBLIC OF MACEDONIA IN 2022**



**PHYSICIANS SPECIALISTS BY SPECIALITY AND GENDER
IN REPUBLIC OF NORTH MACEDONIA 2022**

SPECIALTY	Number		
	Total	male	female
Gynecology and obstetrics	380	153	227
Anesthesiology with resuscitation	183	75	108
Skin and venereal diseases	108	20	88
Epidemiology	33	9	24
Infectious diseases	62	19	43
Internal medicine	439	193	246
Emergency medicine	6	3	3
Cardiology	109	63	46
Endocrinology	23	6	17
Rheumatology	14	4	10
Gastroenterology	31	15	16
Nephrology	21	7	14
Pulmology	8	3	5
Pneumophthiziology	10	7	3
Pediatrics	320	68	252
Clinical pharmacology	0		
Medical biochemistry	74	20	54
Medical microbiology and parazitology	63	15	48
Occupational health	59	24	35
Primary health care	0		
Neurology	113	42	71
Neuropsychiatry	16	9	7
Psychiatry	154	54	100
Child psychiatry	0		
Nuclear medicine	16	3	13
General medicine	112	41	71
Family medicine	231	50	181
General surgery	140	119	21
Neurosurgery	28	26	2
Pediatric surgery	16	11	5
Abdominal surgery	31	30	1
Plastic and reconstructive surgery	32	15	17
Thoracic and vascular surgery	14	11	3
Cardiosurgery	11	11	0
Urology	68	64	4
Orthopedics and Traumatology	135	107	28
Otorhinolaringology	126	51	75
Ophthalmology	139	54	85
Radiodiagnositics	160	63	97
Radiotherapy	39	14	25
Social medicine with organization of health services	21	6	15
Sport medicine	23	6	17
Forensic medicine	18	9	9
Transfusiology	18	7	11
Hematology	80	28	52
School medicine	19	3	16
Physical Medicine and Rehabilitation	98	22	76
Hygiene	24	9	15
Pathological anatomy	34	11	23
Sanitary chemistry	0		
Medical psychology	1	1	0
Laboratory for Clinical genetics	3	2	1
Total physicians specialists	3863	1583	2280
Physicians of general medicine	2463	797	1666
Total physicians	6326	2380	3946

Source: Institute for Public Health of Republic of North Macedonia
Department of health data and publication

NUMBER OF PHYSICIANS BY HEALTH REGIONS IN
 REPUBLIC OF NORTH MACEDONIA 2022

HEALTH REGIONS	Total physicians	General medicine		On specialisation		Specialists	
		Number	%	Number	%	Number	%
REPUBLIC N.MACEDONIA	6326	1553	24,5	910	14,4	3863	61,1
Berovo	35	19	54,3	4	11,4	12	34,3
Bitola	341	91	26,7	55	16,1	195	57,2
Makedonski Brod	17	6	35,3	8	47,1	3	17,6
Valandovo	17	7	41,2	3	17,6	7	41,2
Veles	158	47	29,7	18	11,4	93	58,9
Vinica	35	11	31,4	4	11,4	20	57,1
Gevgelija	58	5	8,6	8	13,8	45	77,6
Gostivar	202	91	45,0	18	8,9	93	46,0
Debar	48	8	16,7	11	22,9	29	60,4
Delchevo	40	21	52,5	5	12,5	14	35,0
Demir Hisar	28	10	35,7	4	14,3	14	50,0
Kavadarci	107	41	38,3	12	11,2	54	50,5
Kichevo	97	29	29,9	13	13,4	55	56,7
Kochani	108	22	20,4	23	21,3	63	58,3
Kratovo	20	9	45,0	3	15,0	8	40,0
Kriva Palanka	39	16	41,0	4	10,3	19	48,7
Krushevo	11	7	63,6	2	18,2	2	18,2
Kumanovo	319	117	36,7	51	16,0	151	47,3
Negotino	45	19	42,2	3	6,7	23	51,1
Ohrid	257	44	17,1	53	20,6	160	62,3
Prilep	232	64	27,6	50	21,6	118	50,9
Probishtip	27	10	37,0	2	7,4	15	55,6
Radovish	54	24	44,4	10	18,5	20	37,0
Resen	37	11	29,7	7	18,9	19	51,4
Sveti Nikole	29	17	58,6	2	6,9	10	34,5
Skopje	2886	487	16,9	392	13,6	2007	69,5
Struga	174	47	27,0	36	20,7	91	52,3
Strumica	225	82	36,4	35	15,6	108	48,0
Tetovo	452	153	33,8	33	7,3	266	58,8
Shtip	228	38	16,7	41	18,0	149	65,4

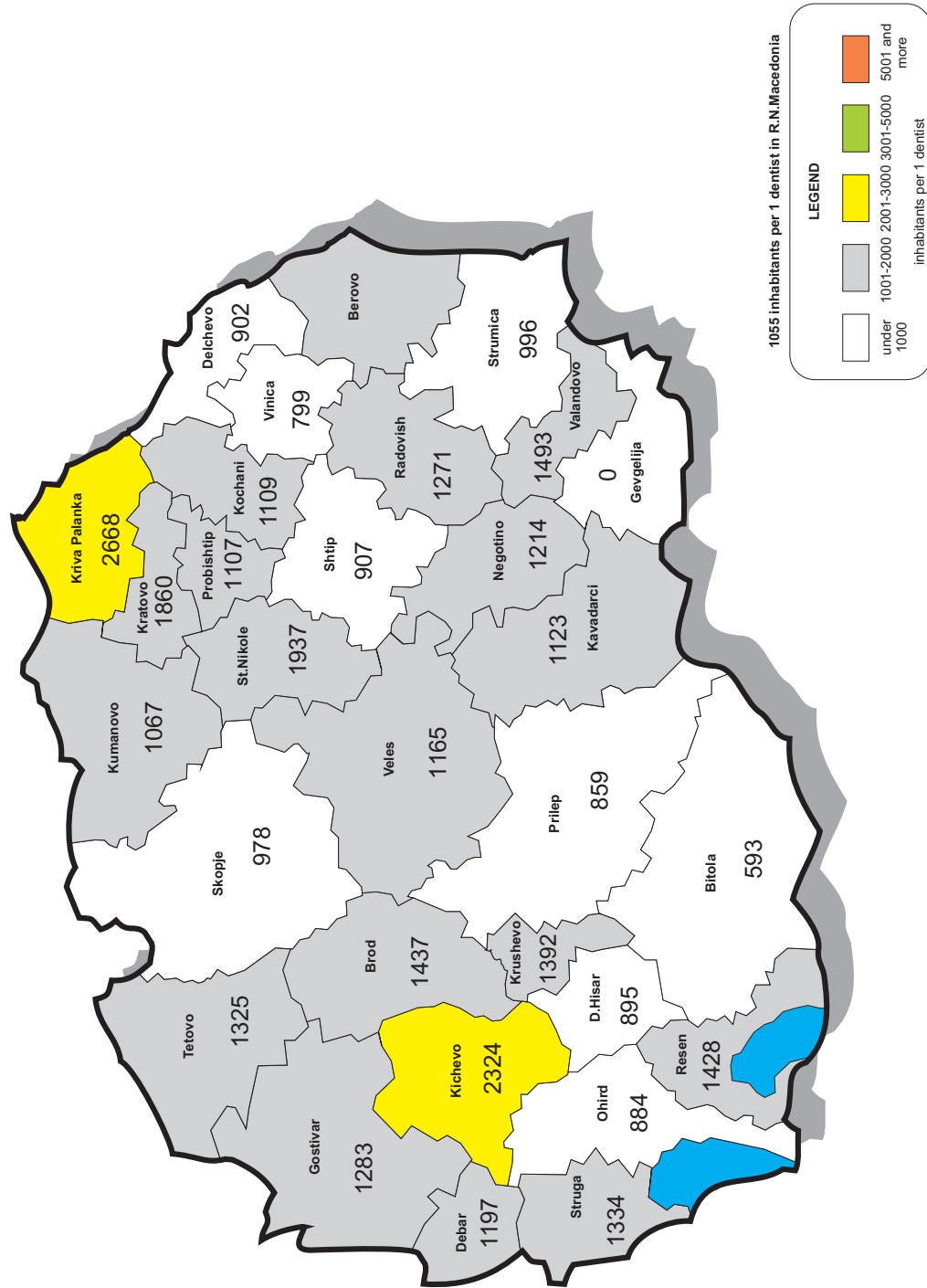
Source: Institute for Public Health of Republic of North Macedonia
 Department of health data and publication

**NUMBER OF DENTISTS BY HEALTH REGIONS
IN REPUBLIC OF NORTH MACEDONIA 2022**

HEALTH REGIONS	Number of dentists	Number of inhabitants per 1 dentist
REPUBLIC N.MACEDONIA	1735	1055,7
Berovo	12	1226,5
Bitola	156	593,1
Makedonski Brod	7	1437,1
Valandovo	7	1493,1
Veles	51	1164,5
Vinica	18	799,1
Gevgelija	0	0,0
Gostivar	66	1283,1
Debar	16	1196,9
Delchevo	22	901,8
Demir Hisar	8	895,3
Kavadarci	35	1122,6
Kichevo	17	2324,1
Kochani	35	1109,2
Kratovo	4	1859,5
Kriva Palanka	8	2668,0
Krushevo	6	1392,0
Kumanovo	116	1066,7
Negotino	18	1214,4
Ohrid	62	884,3
Prilep	101	859,6
Probishtip	12	1107,4
Radovish	21	1271,2
Resen	10	1428,0
Sveti Nikole	9	1937,2
Skopje	620	978,5
Struga	40	1333,8
Strumica	79	995,9
Tetovo	126	1325,4
Shtip	53	907,4

Source: Institute for Public Health of Republic of North Macedonia
Department of health data and publication

**NUMBER OF INHABITANTS PER 1 DENTIST
BY HEALTH REGIONS IN REPUBLIC OF NORTH MACEDONIA IN 2022**



**NUMBER OF PHARMACISTS BY HEALTH REGIONS
IN REPUBLIC OF NORTH MACEDONIA 2022**

HEALTH REGIONS	Number of Pharmacists	Number of inhabitants per 1 Pharmacists
REPUBLIC N.MACEDONIA	1106	1656,2
Berovo	14	1051,3
Bitola	119	777,5
Makedonski Brod	3	3353,3
Valandovo	0	0,0
Veles	41	1448,5
Vinica	6	2397,3
Gevgelija	0	0,0
Gostivar	24	3528,6
Debar	10	1915,1
Delchevo	14	1417,1
Demir Hisar	6	1193,7
Kavadarci	0	0,0
Kichevo	36	1097,5
Kochani	37	1049,2
Kratovo	2	3719,0
Kriva Palanka	8	2668,0
Krushevo	3	2784,0
Kumanovo	80	1546,7
Negotino	9	2428,9
Ohrid	58	945,3
Prilep	63	1378,1
Probishtip	7	1898,4
Radovish	18	1483,1
Resen	15	952,0
Sveti Nikole	4	4358,8
Skopje	327	1855,3
Struga	48	1111,5
Strumica	7	11239,1
Tetovo	98	1704,1
Shtip	49	981,5

Source: Institute for Public Health of Republic of North Macedonia
Department of health data and publication

**PROFILE OF HEALTH PERSONNEL IN THE INSTITUTE FOR PUBLIC HEALTH
AND CENTERS FOR PUBLIC HEALTH IN REPUBLIC OF NORTH MACEDONIA 2022**

INSTITUTES FOR HEALTH PROTECTION	TOTAL	TOTAL physicians	TOTAL physicians	TOTAL physicians	Physicians specialists	Pharmacists	Other	Health	
								personnel with higher and midlevel qualification	Non-medical personnel
IHP	202	36	25	1	9	62	57	37	
CHP Bitola	69	15	9	0	2	18	27	7	
CHP Veles	62	15	9	0	1	9	29	8	
CHP Kochani	34	8	5	0	1	1	16	8	
CHP Kumanovo	65	14	10	0	5	8	30	8	
CHP Ohrid	42	10	8	0	0	1	19	12	
CHP Prilep	60	10	8	0	0	14	31	5	
CHP Skopje	144	22	15	0	1	20	72	29	
CHP Strumica	23	5	4	0	1	2	8	7	
CHP Tetovo	68	13	9	0	0	5	29	21	
CHP Shtip	34	10	3	0	0	3	15	6	
REPUBLIC N.MACEDONIA	803	158	105	1	20	143	333	148	

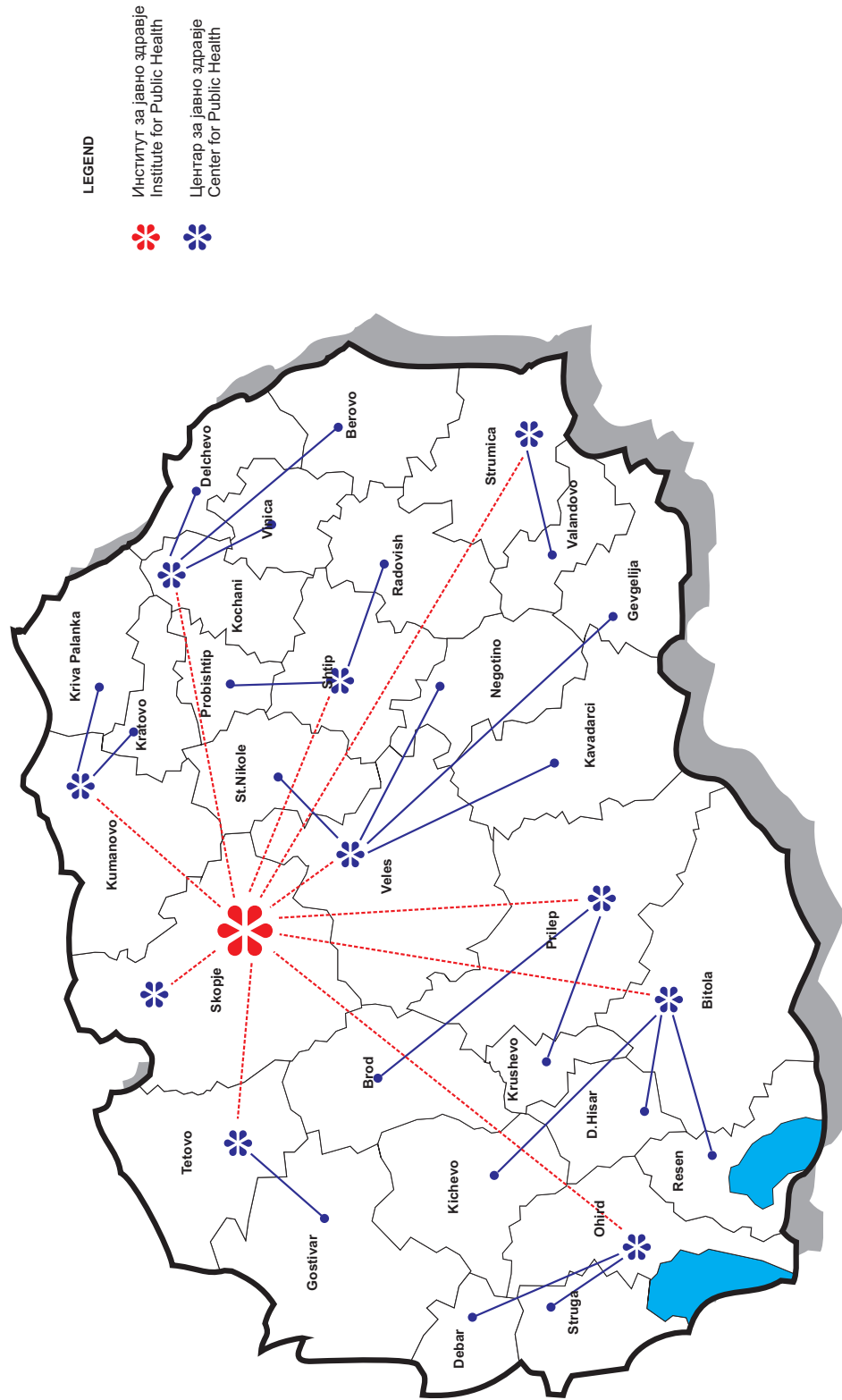
Source: Institute for Public Health of Republic of North Macedonia
Department of health data and publication

TOTAL NUMBER OF PHYSICIANS BY SPECIALTY IN THE INSTITUTE FOR PUBLIC HEALTH AND CENTERS FOR PUBLIC HEALTH IN REPUBLIC OF NORTH MACEDONIA 2022

INSTITUTES FOR HEALTH PROTECTION	Total physicians	Physicians specialists	Epidemiology	Hygiene	Social medicine	Microbiology	Occupational medicine	General medicine	Medical biochemistry	General surgery	Internal medicine
IHP	36	25	5	5	5	5	4		1		
CHP Bitola	15	9	1	2	1	5					
CHP Veles	15	9	3	3	2	1					
CHP Kochani	8	5	2	1	1	1					
CHP Kumanovo	14	10	4	1	2	2					1
CHP Ohrid	10	8	1	2	1	3		1			
CHP Prilep	10	8	3	1	1	3					
CHP Skopje	22	15	4	3	2	5				1	
CHP Strumica	5	4	1	1	1	1					
CHP Tetovo	13	9	2	3	2	2					
CHP Shtip	10	3	2	0	0	1					
REPUBLIC N.MACEDONIA	158	105	28	22	18	29	4	1	1	1	1

Source: Institute for Public Health of Republic of North Macedonia
Department of health data and publication

**INSTITUTE AND CENTERS FOR PUBLIC HEALTH
IN REPUBLIC OF NORTH MACEDONIA**



Source: SSO
Prepare: JPH
Suzana Dujankova, Borcho Andonovski

NETWORK OF INPATIENT HEALTH INSTITUTIONS, PERSONNEL AND BEDS IN REPUBLIC OF NORTH MACEDONIA, 2022

	HOSPITAL INSTITUTIONS	Physicians total	Specialists	Health personnel with higher and mid-level qualifications	Beds
1	General and clinical hospitals	1115+6*	789+6*	2935	4086
2	University clinics	643	498	1430	1664
3	University Clinic for Maxillofacial Surgery-Skopje	1+13*	1+13*	13	31
4	University Clinic for Chir. Diseases St. Naum Ohridski,,	69	54	94	140
5	Mother Teresa Special Hospital for Gynecology and Obstetrics Skopje	43	28	82	104
6	Special Hospital for Gynecology and Obstetrics, Sante Plus, Skopje	9	9	15	15
7	Special Hospital for Gynecology and Obstetrics ``Plodnost,`` Bitola	9	8	11	16
8	European Eye Hospital, Skopje	0	0	0	0
9	Institute for pulmonary diseases in children, Skopje	41	26	60	65
10	"Special hospitals for pulmonary diseases and tuberculosis"	23	11	41	164
11	Special Hospital for Orthopedics and Traumatology St. Erasmo - Ohrid	27	16	100	85
12	Neuropsychiatric hospitals	47+1*	37	283	942
13	Rehabilitation centers	59	42	162	496
14	Gerontology Institute, November 13, Skopje	22	12	121	342
15	Hospitals for treatment with natural factors, Katlanovo, Skopje	1	1	19	180
16	Out-of-hospital stationary units	1	1	26	41
	TOTAL	2110+20*	1533+19*	5392	8371

*dentists

Source: Institute for Public Health of Republic of North Macedonia
Department of health data and publication

TREATED PATIENTS, AVERAGE TREATMENT AND UTILIZATION OF HOSPITAL BEDS IN INPATIENT HEALTH INSTITUTIONS THE REPUBLIC OF NORTH MACEDONIA 2022

HOSPITAL INSTITUTIONS		Utilized beddays	Treated patients	Average length of stay	Bed occupancy
1	General and clinical hospitals	518492	110846	4,68	34,80
2	University clinics	339445	64043	5,33	55,89
3	University Clinic for Maxillofacial Surgery-Skopje	4128	1526	2,71	36,48
4	University Clinic for Chir. Diseases St. Naum Ohridski,,	22448	5205	4,31	43,93
5	Mother Teresa Special Hospital for Gynecology and Obstetrics Skopje	19508	6083	3,21	51,39
6	Special Hospital for Gynecology and Obstetrics, Sante Plus, Skopje	1371	571	2,40	25,04
7	Special Hospital for Gynecology and Obstetrics ``Plodnost," Bitola	3702	1270	2,91	63,39
8	European Eye Hospital, Skopje	0	0	0,00	0,00
9	Institute for pulmonary diseases in children, Skopje	13561	2303	5,89	57,16
10	"Special hospitals for pulmonary diseases and tuberculosis"	23942	1878	16,03	39,43
11	Special Hospital for Orthopedics and Traumatology St. Erasmo - Ohrid	16487	1897	8,69	53,14
12	Neuropsychiatric hospitals	256797	1538	166,97	74,69
13	Rehabilitation centers	97517	6084	16,03	53,86
14	Gerontology Institute, November 13, Skopje	108617	825	131,66	87,01
15	Hospitals for treatment with natural factors, Katlanovo, Skopje	22043	1023	21,55	33,55
16	Out-of-hospital stationary units	1437	186	7,73	9,60
TOTAL		1449495	205278	7,09	47,40

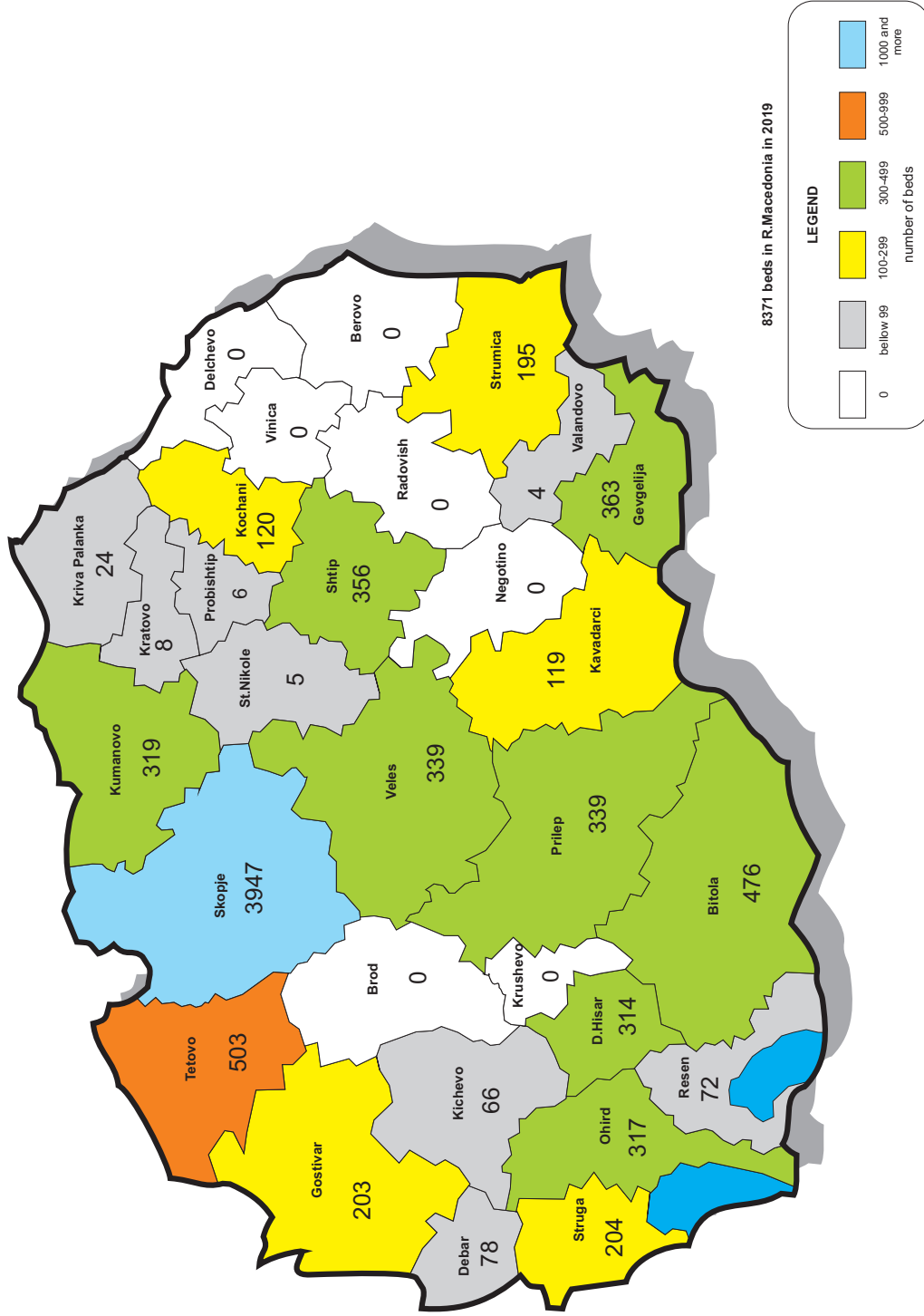
Source: Institute for Public Health of Republic of North Macedonia
Department of health data and publication

**BEDS IN INPATIENT HEALTH INSTITUTIONS PER 1.000 INHABITANTS
IN REPUBLIC OF NORTH MACEDONIA 2022**

Health regions	Number	Per 1000 inhabitants
REPUBLIC N.MACEDONIA	8371	4,6
Bitola	476	5,1
Brod	0	0,0
Valandovo	4	0,4
Veles	339	5,7
Vinica	0	0,0
Gevgelija	363	11,4
Gostivar	203	2,4
Debar	78	4,1
Delchevo	0	0,0
Demir Hisar	314	43,8
Kavadarci	119	3,0
Kichevo	66	1,7
Kochani	120	3,1
Kratovo	8	1,1
Kriva Palanka	24	1,1
Kumanovo	319	2,6
Negotino	0	0,0
Ohrid	317	5,8
Prilep	339	3,9
Probishtip	0	0,0
Radovish	0	0,0
Resen	72	5,0
Sveti Nikole	5	0,3
Skopje		6,5
Struga	204	3,8
Strumica	195	2,5
Tetovo	503	3,0
Shtip	356	7,4

Source: Institute for Public Health of Republic of North Macedonia
Department of health data and publication

NUMBER OF BEDS BY HEALTH REGIONS IN REPUBLIC OF NORTH MACEDONIA IN 2022



BEDS IN SPECIAL HOSPITALS, INSTITUTES AND CENTERS IN REPUBLIC OF NORTH MACEDONIA 2022

HOSPITALS-CENTERS	BEDS
Special psychiatry hospitals	942
Psychiatric hospital "Skopje" - Skopje	388
Neuropsychiatric hospital Negorci, Gevgelija	240
Psychiatric hospital Demir Hisar	314
Special hospitals for pulmonary diseases and tuberculosis	164
Institute for pulmonary diseases and TB - Skopje	49
Special hospital for pulmonary diseases and TB - Lesok	45
Special hospital for pulmonary diseases and TB - Jasenovo	70
Institute for pulmonary diseases in children - Skopje	
Rehabilitation centres	
Institute for medical rehabilitation - Skopje	215
Institute for prevention and treatment of cardiovascular diseases - Ohrid	95
P.H.O. - Institute for dialysis, nephrology and rehabilitation - Struga	114
Institute for prevention, treatment and rehabilitation of chronic respiratory and specific diseases - Oteshevo	72
Center for speech, voice and hearing - Skopje	
Special hospital for orthopedics and traumatology "St. Erasmo" - Ohrid	85
Special hospital for gynecology, obstetrics SANTE PLUS -Skopje	15
Special Hospital for Gynecology and Obstetrics- Plodnost, Skopje	16
Special Hospital for Gynecology and Obstetrics MOTHER TERESA Skopje	104
European eye hospital - Skopje	
Environmental factor treatment hospital Katlanovo- Skopje	180
Institute for gerontology "13th November" - Skopje	267

Source: Institute for Public Health of Republic of North Macedonia
Department of health data and publication

**HEALTH PERSONNEL AND BEDS IN UNIVERSITY CLINICS
AND CLINICS IN REPUBLIC OF NORTH MACEDONIA 2022**

UNIVERSITY CLINICS AND CLINICS	Physicians	Health personnel with higher and midlevel qualification	Beds
TOTAL (1+2+3)	643	1430	1664
1.MEDICAL GROUP	294	563	863
University clinic	34	64	99
University clinic for pediatric diseases	58	145	233
University clinic for neurology	30	50	56
University clinic for psychiatry	15	29	48
University clinic for dermato-venerology	16	10	29
University clinic for gastroenterohepatology	24	42	48
University clinic for pulmonology and allergology	25	50	46
University clinic for cardiology	13	54	120
University clinic for toxicology	16	26	31
University clinic for nephrology	21	31	45
University clinic for endocrinology, diabetes and metabolic disorders	15	19	28
University clinic for rheumatology	13	16	45
University clinic for hematology	14	27	35
2.SURGICAL GROUP	315	780	690
University clinic for anesthesiology, reanimation and intensive treatment	49	83	20
University clinic for digestive surgery	15	56	69
University clinic for urology	13	41	37
University clinic for pediatric surgery	21	54	54
University clinic for neurology surgery	14	68	41
University clinic for thoracic and vascular surgery	13	54	66
University clinic for cardiac surgery	17	44	16
University clinic for plastic and reconstructive surgery	15	39	35
University clinic for traumatology	14	36	40
University clinic for orthopedic diseases	30	57	63
University clinic for gynecology and obstetrics	37	69	94
University clinic for otorinolaringology	18	42	58
University clinic for ophthalmology	18	27	24
3. UNIVERSITY CLINIC FOR RADIOTHERAPY AND ONCOLOGY	34	87	111
4.UNIVERSITY CLINIC FOR SURGICAL DISEASES "SV. NAUM OHRIDSKI" - SKOPJE	69	94	140
5.UNIVERSITY CLINIC FOR MAXILLOFACIAL SURGERY	1+13*	13	
TOTAL (1+2+3+4+5)	713+13*	1537	1835

*Dentists

Source: Institute for Public Health of Republic of North Macedonia
Department of health data and publication

TREATED PATIENTS, AVERAGE TREATMENT AND UTILIZATION OF HOSPITAL BEDS AT UNIVERSITY CLINICS AND CLINICS IN THE REPUBLIC OF NORTH MACEDONIA 2022

UNIVERSITY CLINICS AND CLINICS	Treated patients	Utilized beddays
TOTAL (1+2+3)	339445	64043
1.MEDICAL GROUP	164951	22783
University clinic for infectious diseases and febrile conditions	13918	1296
University clinic for pediatrics diseases	32536	4772
University clinic for neurology	17117	1701
University clinic for psychiatry	12611	543
University clinic for dermatology	2750	234
University clinic for gastroenterohepatology	17587	2050
University clinic for pulmonology and allergology	11576	1323
University clinic for cardiology	19270	6823
University clinic for toxicology	2207	513
University clinic for nephrology	5715	1352
University clinic for endocrinology, diabetes and metabolic disorders	2489	544
University clinic for rheumatology	16624	1016
University clinic for hematology	10551	616
2.SURGICAL GROUP	154633	39250
University clinic for anesthesiology, reanimation and intensive treatment	5571	733
University clinic for digestive surgery	17570	2499
University clinic for urology	12974	3090
University clinic for pediatric surgery	6834	2034
University clinic for neurology surgery	5799	894
University clinic for thoracic and vascular surgery	14285	2452
University clinic for plastic and reconstructive surgery	11217	5373
University clinic for cardiac surgery	6261	506
University clinic for traumatology	11212	1784
University clinic for orthopedic diseases	13621	2316
University clinic for gynecology and obstetrics	25247	7401
	17343	3867
University clinic for otorinolaringology	4938	1405
University clinic for ophtalmology	1761	4896
3. UNIVERSITY CLINIC FOR RADIOTHERAPY AND ONCOLOGY	19861	2010
4.UNIVERSITY CLINIC FOR SURGICAL DISEASES "SV. NAUM OHRIDSKI" - SKOPJE	22448	5205
5.UNIVERSITY CLINIC FOR MAXILLOFACIAL SURGERY	4128	1526
TOTAL (1+2+3+4+5)	366021	70774

Source: Institute for Public Health of Republic of North Macedonia
Department of health data and publication

**DAILY HOSPITALS, PERSONNEL AND BEDS, IN REPUBLIC OF NORTH MACEDONIA
IN 2022**


DAILY HOSPITALS IN:		Physicians, total	Spec- ialists	Health personnel with higher and mid-level qualification	Beds
1	Psychiatric hospital "Skopje" - Skopje:				
	Daily hospital for preventive and treatment of drugs abuse - K	0	0	0	0
	Daily hospital "Vlae"	0	0	0	0
	Daily hospital "Center" Dispensary (Idadija)	0	0	0	0
	Daily hospital "Prolet"	0	0	0	0
	Daily hospital for preventive and treatment of alcohol abuse in Kisela Voda	0	0	0	0
	Daily hospital for preventive and treatment of drugs abuse and other psychoactive substances (DHAA-Daily hospital for abuse A)	0	0	0	0
	Daily hospital for prolonged treatment of drugs abuse and other psychoactive substances (DHAB - Daily hospital for abuse B)	0	0	0	0
2	University clinic for psychiatry - Skopje	5	3	4	1
	University clinic for phulmoalergology - Skopje	5	3	3	10
3	University clinic for haematology - Skopje	1	1	13	8
4	University clinic for cardiology - Skopje	0	0	0	2
5	University clinic for endocrinology - Skopje	0	0	0	0
6	University clinic for otorinolaringology - Skopje	2	1	3	5
7	University clinic for Nephrology - Skopje	0	0	0	6
	University clinic for infective diseases and febrile conditions	1	1	5	42
8	University clinic for oncology and radiotherapy-Skopje	4	4	8	5
	Special hospital for respiratory diseases in children Kozle, Skopje	0	0	0	0
9	Center for speech, voice and hearing - Skopje	0	0	0	0
10	Institute for mental health-Skopje	-	-	-	-
11	Clinic hospital - Bitola in:				
	pediatric department	0	0	0	3
	neurology department				
	infectology department	0	0	0	22
	internal department	0	0	0	6
	psyhiatry department				
	ophthalmology department				
	dermatovenerology	0	0	0	12
	pneumoftiziology				
	urology	0	0	0	3
	maxillofacial surgery	0	0	0	0
	Daily hospital for oncology and palliative therapy	0	0	0	0
	Center for prevention and treatment of drugs abuse	0	0	0	0
12	Psychiatric Hospital - Demir Hisar				
	- Living hospital for psychosis - Demir Hisar	1	1	5	0
	- Daily hospital for alcohol-Demir Hisar	1	1	1	0
	- Center for mental health - Prilep	1	1	1	0
13	General hospital - Kichevo in:				
	pediatric department	0	0	0	10
	internal department	0	0	0	8
	infection department	0	0	0	41
	ginecology	0	0	0	2
	obstetrics	0	0	0	1
	syrgery daily	0	0	0	3
15	Central hospital - Struga in:				
	pediatric department	0	0	0	8
	general department	0	0	0	0
	internal department	0	0	8	4
15	Central hospital Strumica	0	0	0	5
16	Health Center - Vevchani in:				
	emergency medical care	-	-	-	-
Total		18	13	44	207

Source: Institute for Public Health of Republic of North Macedonia
Department of health data and publication

TREATED HOSPITALS, HOSPITAL HOSPITALS, AVERAGE TREATMENT AND EFFECTIVENESS OF HOSPITAL CAPACITY IN DAILY HOSPITALS IN THE REPUBLIC OF NORTH MACEDONIA 2022


DAILY HOSPITALS IN:		Utilized bed-days	Treated patients	Average length of stay	Bed occupancy
Psychiatric hospital "Skopje" - Skopje:					
	Daily hospital "Center" Dispensary (Idadija)	64	10885	170,1	0,0
	Daily hospital "Prolet"	76	12518	164,7	0,0
1	Daily hospital for preventive and treatment of alcohol abuse in Kisela Voda	185	19463	105,2	0,0
	Daily hospital for preventive and treatment of drugs abuse and other psychoactive substances (DHAA-Daily hospital for abuse A)	350	59758	170,7	0,0
	Daily hospital for prolonged treatment of drugs abuse and other psychoactive substances (DHAB - Daily hospital for abuse B)	344	50689	147,4	0,0
	Daily hospital for prolonged treatment of drugs abuse and other psychoactive substances (K C)	317	53846	169,9	0,0
	Daily hospital for psihosis	79	14509	183,7	0,0
2	University clinic for psychiatry - Skopje	164	14216	86,7	0,4
	University clinic for phulmoalergology - Skopje	0	0	0,0	0,0
3	University clinic for haematology - Skopje	6571	11833	1,8	0,0
4	University clinic for cardiology - Skopje	4011	2040	0,5	0,0
5	University clinic for endocrinology - Skopje	116	537	4,6	0,0
6	University clinic for otorinolaringology - Skopje	0	0	0,0	0,0
7	University clinic for Nephrology - Skopje	1843	4987	2,7	0,0
	University clinic for infective diseases and febrile conditions	614	2161	3,5	0,0
8	University clinic for oncology and radiotherapy-Skopje	38951	210951	5,4	0,1
	Special hospital for respiratory diseases in children Kozle, Skopje	775	775	1,0	0,0
9	Center for speech, voice and hearing - Skopje	0	0	0,0	0,0
10	Institute for mental health-Skopje	0	0	0,0	
	Clinic hospital - Bitola in:			0,0	0,0
	pediatric department	25	139	5,6	0,0
	neurology department				
	internal department	1164	9180	7,9	0,0
	infectology department	163	1100	6,7	0,0
11	urology	106	386	3,6	0,0
	maxillofacial surgery	0	0	0,0	0,0
	pneumoftiziology	0	0	0,0	0,0
	psyhiatry department	5	23	4,6	0,0
	ophthalmology department	0	0	0,0	0,0
	oncology	2603	60726	23,3	0,0
	dermatology	8	578	72,3	0,0
	Psychiatric Hospital - Demir Hisar			0,0	0,0
12	- Living hospital for psychosis - Demir Hisar	218	110576	507,2	0,0
	- Daily hospital for alcohol-Demir Hisar	0	0	0,0	0,0
	- Center for mental health - Prilep	0	0	0,0	0,0
	General hospital - Kichevo in:			0,0	0,0
	pediatric department	1915	4046	2,1	0,0
13	internal department	1335	3659	2,7	0,0
	surgical department	102	1280	12,5	0,0
	ginecology	109	98	0,9	0,0
	obstetics	144	2132	14,8	0,1
	syrgery daily	499	2717	5,4	0,0
	Central hospital - Struga in:			0,0	0,0
14	pediatric department	2744	5348	1,9	0,0
	general department	0	0	0,0	0,0
	internal department	5376	29091	5,4	0,2
15	Central hospital Strumica			0,0	0,0
	internal department	1608	16547	10,3	0,1
16	Health Center - Vevchani in:	0	0	0,0	0,0
	emergency medical care	0	0	0,0	0,0
Total		71208	628679	8,8	0,1

Source: Institute for Public Health of Republic of North Macedonia
Department of health data and publication



PRIMARY HEALTH CARE





**HEALTH INSTITUTIONS NETWORK IN PRIMARY
HEALTH CARE IN REPUBLIC OF NORTH MACEDONIA IN 2022**

HEALTH REGIONS	Health stations	Health centers	Out-of-hospital stationary units within health centers
REPUBLIC OF N.MACEDONIA	3	30	5
Berovo	-	2	-
Bitola	1	1	-
M.Brod	-	1	-
Valandovo	-	1	1
Veles	-	1	-
Vinica	-	1	-
Gevgelija	-	-	-
Gostivar	-	2	-
Debar	-	-	-
Delchevo	-	2	-
D.Hisar	-	1	-
Kavadarci	-	-	-
Kichevo	-	1	-
Kochani	-	-	-
Kratovo	-	1	1
Kr.Palanka	-	1	1
Krushevo	-	1	-
Kumanovo	-	1	-
Negotino	-	1	-
Ohrid	-	1	-
Prilep	-	-	-
Probishtip	-	1	-
Radovish	-	1	1
Resen	-	1	-
Sv.Nikole	-	1	1
Skopje	2	2	-
Struga	-	2	-
Strumica	-	1	-
Tetovo	-	1	-
Shtip	-	1	-

Source: Institute for Public Health of Republic of North Macedonia - Skopje
Department of health data and publication

NETWORK OF MEDICAL ORGANIZATIONAL UNITS – LOCATIONS IN PRIMARY AND PREVENTIVE HEALTH CARE IN REPUBLIC OF NORTH MACEDONIA IN 2022

HEALTH REGIONS	General medicine service	Occupational Medicine Service	Health care service for women	Health care service for school children and youth	Health care service for children aged 0-6
REPUBLIC OF N.MACEDONIA	919	17	136	33	98
Berovo	13		2	0	3
Bitola	63		6	1	5
M.Brod	4		0	0	3
Valandovo	6		1	1	2
Veles	34		4	1	2
Vinica	10		2	1	8
Gevgelija	20		3	1	1
Gostivar	37		5	3	1
Debar	8		2	1	1
Delchevo	13		2	1	2
D.Hisar	6		0	1	4
Kavadarci	16		2	1	6
Kichevo	14		4	1	3
Kochani	45		4	1	2
Kratovo	5		1	0	2
Kr.Palanka	12		2	1	3
Krushevo	3		0	0	1
Kumanovo	55		8	1	4
Negotino	11		2	0	1
Ohrid	32		5	0	1
Prilep	55		5	1	2
Probishtip	7		1	1	3
Radovish	18		2	1	3
Resen	7		1	1	1
Sv.Nikole	11		1	1	1
Skopje	242		49	7	14
Struga	31		5	2	2
Strumica	37		2	1	3
Tetovo	79		9	1	9
Shtip	25		6	1	5

Source: Institute for Public Health of Republic of North Macedonia - Skopje
Department of health data and publication

**HEALTH PERSONNEL IN RURAL MEDICAL UNITS
BY HEALTH REGIONS IN REPUBLIC OF NORTH MACEDONIA IN 2022**

HEALTH REGIONS	Physicians		Health personnel with higher and mid-level qualification	Units-locations
	constant	temporary		
REPUBLIC OF N.MACEDONIA	290	0	321	207
Berovo	0	0	0	0
Bitola	8	0	9	8
M. Brod	1	0	1	1
Valandovo	0	0	0	0
Veles	7	0	6	5
Vinica	14	0	14	9
Gevgelija	5	0	5	5
Gostivar	6	0	6	6
Debar	4	0	3	4
Delchevo	6	0	10	4
D.Hisar	0	0	0	0
Kavadarci	23	0	29	12
Kichevo	1	0	1	1
Kochani	2	0	2	2
Kratovo	0	0	0	0
K.Palanka	1	0	1	1
Krushevo	0	0	0	0
Kumanovo	18	0	20	8
Negotino	3	0	3	2
Ohrid	3	0	3	2
Prilep	14	0	15	13
Probishtip	0	0	0	0
Radovish	1	0	1	1
Resen	1	0	1	1
Sv.Nikole	1	0	1	1
Skopje	87	0	96	57
Struga	10	0	15	9
Strumica	20	0	21	17
Tetovo	42	0	46	30
Shtip	12	0	12	8

Source: Institute for Public Health of Republic of North Macedonia - Skopje
Department of health data and publication

RURAL MEDICAL UNITS BY HEALTH REGIONS IN REPUBLIC OF NORTH MACEDONIA IN 2022

HEALTH REGIONS	Units-locations		
	TOTAL	With constant physician	With temporary physician
REPUBLIC OF N.MACEDONIA	207	291	0
Berovo	0	0	0
Bitola	8	9	0
M. Brod	1	1	0
Valandovo	0	0	0
Veles	5	7	0
Vinica	9	14	0
Gevgelija	5	5	0
Gostivar	6	6	0
Debar	4	4	0
Delchevo	4	6	0
D.Hisar	0	0	0
Kavadarci	12	23	0
Kichevo	1	1	0
Kochani	2	2	0
Kratovo	0	0	0
K.Palanka	1	1	0
Krushevo	0	0	0
Kumanovo	8	18	0
Negotino	2	3	0
Ohrid	2	3	0
Prilep	13	14	0
Probishtip	0	0	0
Radovish	1	1	0
Resen	1	1	0
Sv.Nikole	1	1	0
Skopje	57	87	0
Struga	9	10	0
Strumica	17	20	0
Tetovo	30	42	0
Shtip	8	12	0

Source: Institute for Public Health of Republic of North Macedonia - Skopje
Department of health data and publication

**HEALTH WORKERS WITH HIGH LEVEL QUALIFICATION
BY HEALTH REGIONS IN PRIMARY HEALTH CARE IN REPUBLIC OF NORTH MACEDONIA
IN 2022**

HEALTH REGIONS	PERSONNEL				
	Number of inhabitants*	Physicians		Dentists	Pharmacists
		Total	Specialists		
REPUBLIC OF N.MACEDONIA	1831712	1924	601	1559	1093
Berovo	14718	29	5	10	10
Bitola	92526	102	28	143	114
M.Brod	10060	14	2	7	3
Valandovo	10452	13	5	6	7
Veles	59387	70	19	53	40
Vinica	14384	25	12	17	6
Gevgelija	31832	34	19	1	13
Gostivar	84686	58	8	55	24
Debar	19151	11	7	5	9
Delchevo	19840	22	9	20	14
D.Hisar	7162	10	1	6	6
Kavadarci	39290	43	18	52	13
Kichevo	39509	42	13	20	36
Kochani	38822	75	44	37	35
Kratovo	7438	15	2	3	2
Kr.Palanka	21344	27	11	5	8
Krushevo	8352	9	0	7	2
Kumanovo	123736	127	28	80	75
Negotino	21860	28	8	3	9
Ohrid	54828	50	25	27	55
Prilep	86822	89	31	98	58
Probishtip	13289	19	7	12	7
Radovish	26695	42	8	22	16
Resen	14280	12	4	10	15
Sv.Nikole	17435	23	4	11	4
Skopje	606692	577	169	624	288
Struga	53352	59	10	22	44
Strumica	78674	67	14	58	35
Tetovo	167004	163	59	90	97
Shtip	48092	69	31	55	48

*Source: State Statistical Office

Source: Institute for Public Health of Republic of North Macedonia - Skopje
Department of health data and publication

HEALTH WORKERS WITH HIGHER-LEVEL, MID-LEVEL AND LOW-LEVEL QUALIFICATION IN PRIMARY HEALTH CARE IN REPUBLIC OF NORTH MACEDONIA IN 2022

HEALTH REGIONS	PERSONNEL				Units-locations
	HEALTH WORKERS				
	Висока CC	Higher-level qualification	Mid-level education	Low-level education	
REPUBLIC OF N.MACEDONIA	128	158	4946	0	2144
Berovo	0	9	44	0	34
Bitola	3	10	363	0	176
M.Brod	1	1	23	0	12
Valandovo	1	1	13	0	11
Veles	0	5	168	0	85
Vinica	2	7	24	0	21
Gevgelija	0	3	52	0	37
Gostivar	1	3	168	0	91
Debar	1	1	23	0	13
Delchevo	0	2	41	0	34
D.Hisar	3	1	28	0	16
Kavadarci	0	20	98	0	62
Kichevo	2	1	131	0	35
Kochani	5	17	155	0	82
Kratovo	0	1	26	0	11
Kr.Palanka	1	0	58	0	22
Krushevo	1	0	29	0	11
Kumanovo	9	0	315	0	125
Negotino	0	7	35	0	17
Ohrid	6	0	120	0	40
Prilep	24	13	318	0	142
Probishtip	2	2	39	0	21
Radovish	5	4	77	0	41
Resen	7	1	46	0	18
Sv.Nikole	0	1	42	0	24
Skopje	45	30	1682	0	596
Struga	0	0	132	0	55
Strumica	3	1	152	0	83
Tetovo	0	7	401	0	154
Shtip	6	10	143	0	75

Source: Institute for Public Health of Republic of North Macedonia - Skopje
Department of health data and publication

**MEDICAL AND NON-MEDICAL WORKERS IN HEALTH STATIONS
IN REPUBLIC OF NORTH MACEDONIA IN 2022**

HEALTH STATIONS	Total	Medical workers	Non-medical workers		Units-locations
			Total	% of all workers	
REPUBLIC OF N.MACEDONIA	231	173	58	25,1	4
Shutter Bitola - Bitola	2	2	0	0,0	1
H.S. Zelezara - Skopje	61	50	11	18,0	1
H.S. within University "St. Cyril and Methodius - Skopje	20	18	2	10,0	1
Food and Veterinary Agency Skopje	148	103	45	30,4	1

Source: Institute for Public Health of Republic of North Macedonia - Skopje
Department of health data and publication

**MEDICAL AND NON-MEDICAL WORKERS IN HEALTH CENTERS
IN REPUBLIC OF NORTH MACEDONIA IN 2022**

HEALTH REGIONS	Total	Medical workers	Non-medical workers	
			Total	% of all workers
REPUBLIC OF N.MACEDONIA	3733	2803	930	24,9
Berovo	40	30	10	25,0
Pehcevo	38	27	11	28,9
Bitola	205	150	55	26,8
Makedonski Brod	63	43	20	31,7
Valandovo	58	37	21	36,2
Veles	109	66	43	39,4
Vinica	61	47	14	23,0
Gevgelija	0	0	0	0,0
Gostivar	155	119	36	23,2
Mavrovo and Rostusha	34	21	13	38,2
Debar	0	0	0	0,0
Delchevo	35	27	8	22,9
Makedonska Kamenica	67	48	19	28,4
Demir Hisar	62	43	19	30,6
Kavadarci	0	0	0	0,0
Kichevo	83	71	12	14,5
Kochani	0	0	0	0,0
Kratovo	54	38	16	29,6
Kriva Palanka	121	83	38	31,4
Krushevo	62	44	18	29,0
Kumanovo	256	186	70	27,3
Negotino	94	64	30	31,9
Ohrid	138	96	42	30,4
Prilep	0	0	0	0,0
Probishtip	64	46	18	28,1
Radovish	80	63	17	21,3
Resen	94	71	23	24,5
Sveti Nikole	57	49	8	14,0
Health center - Skopje	1079	845	234	21,7
Health center „Zeleznicar“-Skopje	56	42	14	25,0
Struga	87	62	25	28,7
Vevshani	92	68	24	26,1
Strumica	88	88	0	0,0
Tetovo	209	158	51	24,4
Shtip	92	71	21	22,8

Source: Institute for Public Health of Republic of North Macedonia - Skopje

Department of health data and publication

**HEALTH WORKERS IN PRIMARY HEALTH CARE IN REPUBLIC OF NORTH MACEDONIA
IN 2022**

HEALTH REGIONS	Inhabitants per	
	Physician	Dentist
REPUBLIC OF N.MACEDONIA	44733,3	78558,1
Berovo	639,9	18,1
Bitola	1303,2	811,6
M.Brod	1676,7	1676,7
Valandovo	1306,5	1742,0
Veles	1237,2	1448,5
Vinica	1307,6	1106,5
Gevgelija	2122,1	31832,0
Gostivar	1693,7	1435,4
Debar	4787,8	1276,7
Delchevo	1526,2	1240,0
D.Hisar	895,3	1432,4
Kavadarci	1637,1	1708,3
Kichevo	1274,5	3292,4
Kochani	1252,3	1552,9
Kratovo	572,2	2479,3
Kr.Palanka	1422,9	3049,1
Krushevo	1193,1	1670,4
Kumanovo	1316,3	1345,0
Negotino	1093,0	1681,5
Ohrid	2284,5	1191,9
Prilep	1578,6	1058,8
Probishtip	1208,1	1898,4
Radovish	988,7	1405,0
Resen	1785,0	2040,0
Sv.Nikole	1089,7	2490,7
Skopje	1662,2	1821,9
Struga	1270,3	1482,0
Strumica	1484,4	1192,0
Tetovo	1621,4	1575,5
Shtip	1502,9	1603,1

Source: Institute for Public Health of Republic of North Macedonia - Skopje
Department of health data and publication

HEALTH WORKERS IN PRIMARY HEALTH CARE BY HEALTH CARE SERVICES IN REPUBLIC OF NORTH MACEDONIA IN 2022

HEALTH CARE SERVICES	Number of inhabitants*	PERSONNEL			
		Physicians	Dentists	Specialists	Pharmacists
		Total			
REPUBLIC OF N.MACEDONIA	1831712	1924	628	1558	1035
General practice	1619113	1611	387		
Occupational health services					
Health care of children	136893	100	59		
Health care of school children and youth	274946	55	25		
Health care of women	773918	158	157		
Polyvalent patronage					
Dental health services	2072531			1558	
Pharmacy	2072531				1035
Out-of-hospital stationary units					

*State Statistical Office

 Source: Institute for Public Health of Republic of North Macedonia - Skopje
 Department of health data and publication

HEALTH WORKERS IN PRIMARY HEALTH CARE BY HEALTH CARE SERVICES IN REPUBLIC OF NORTH MACEDONIA IN 2022

	PERSONNEL					
	HEALTH CARE SERVICES		HEALTH WORKERS			Units-location
	High PE	High-level qualification	Mid-level education	Low-level education		
REPUBLIC OF N.MACEDONIA	230	191	4980	11	2665	
General practice	85	94	1607	11	919	
Occupational health services						
Health care of children	17	15	147		98	
Health care of school children and youth	12	0	90		33	
Health care of women	13	0	160		139	
Polyvalent patronage	20	17	230			
Dental Health Services	63	45	1319		963	
Pharmacy	20	20	1427		513	
Out-of-hospital stationary units						

Source: Institute for Public Health of Republic of North Macedonia - Skopje
Department of health data and publication

**HEALTH WORKERS IN GENERAL PRACTICE SERVICES BY HEALTH REGIONS
IN REPUBLIC OF NORTH MACEDONIA IN 2022**

HEALTH REGIONS	PHYSICIANS			Health workers with Higher-level and Mid-level qualification		
	TOTAL	Specialists	Rural	TOTAL	Rural	Per 1 physician
REPUBLIC OF N.MACEDONIA	1513	339	264	1804	321	1,2
Berovo	22	5	0	31	0	1,4
Bitola	79	16	8	80	9	1,0
M.Brod	16	3	1	17	1	1,1
Valandovo	10	3	0	6	0	0,6
Veles	48	10	7	58	6	1,2
Vinica	20	9	14	25	14	1,3
Gevgelija	24	9	5	32	5	1,3
Gostivar	43	1	6	51	6	1,2
Debar	10	5	4	23	3	2,3
Delchevo	25	5	6	39	10	1,6
D.Hisar	11	0	0	15	0	1,4
Kavadarci	60	17	23	76	29	1,3
Kichevo	37	4	1	49	1	1,3
Kochani	36	22	2	44	2	1,2
Kratovo	12	0	0	16	0	1,3
Kr.Palanka	19	6	1	19	1	1,0
Krushevo	8	0	0	14	0	1,8
Kumanovo	102	14	18	113	20	1,1
Negotino	18	2	3	27	3	1,5
Ohrid	55	20	3	63	3	1,1
Prilep	86	23	14	112	15	1,3
Probishtip	18	0	0	19	0	1,1
Radovish	26	0	1	28	1	1,1
Resen	6	0	1	6	1	1,0
Sv.Nikole	18	2	1	21	1	1,2
Skopje	412	96	87	413	96	1,0
Struga	51	4	10	78	15	1,5
Strumica	93	10	20	114	21	1,2
Tetovo	132	41	42	154	46	1,2
Shtip	61	17	12	61	12	1,0

Source: Institute for Public Health of Republic of North Macedonia - Skopje
Department of health data and publication

**HEALTH WORKERS IN CHILDREN HEALTH SERVICES
IN REPUBLIC OF NORTH MACEDONIA IN 2022**

HEALTH REGIONS	PHYSICIANS		Health workers with Higher-level and Mid-level qualification	
	TOTAL	Specialists	TOTAL	Per 1 physician
REPUBLIC OF N.MACEDONIA	100	59	162	1,6
Berovo	2	1	3	1,5
Bitola	8	3	8	1,0
M.Brod	1	0	1	1,0
Valandovo	1	0	2	2,0
Veles	6	5	6	1,0
Vinica	0	0	0	0,0
Gevgelija	0	0	0	0,0
Gostivar	4	0	23	5,8
Debar	0	0	2	0,0
Delchevo	1	1	1	1,0
D.Hisar	0	0	1	0,0
Kavadarci	2	0	6	3,0
Kichevo	3	3	4	1,3
Kochani	2	1	5	2,5
Kratovo	0	0	1	0,0
Kr.Palanka	3	3	3	1,0
Krushevo	0	0	0	0,0
Kumanovo	3	2	3	1,0
Negotino	1	1	1	1,0
Ohrid	3	1	4	1,3
Prilep	1	1	10	10,0
Probishtip	2	2	2	1,0
Radovish	4	3	10	2,5
Resen	1	0	1	1,0
Sv.Nikole	1	1	1	1,0
Skopje	12	11	15	1,3
Struga	4	2	7	1,8
Strumica	4	4	9	2,3
Tetovo	20	8	26	1,3
Shtip	11	6	7	0,6

Source: Institute for Public Health of Republic of North Macedonia - Skopje
Department of health data and publication

**HEALTH WORKERS IN SCHOOL CHILDREN AND YOUTH HEALTH SERVICES
IN REPUBLIC OF NORTH MACEDONIA IN 2022**

HEALTH REGIONS	PHYSICIANS		Health workers with Higher-level and Mid-level qualification	
	TOTAL	Specialists	TOTAL	Per 1 physician
REPUBLIC OF N.MACEDONIA	55	25	102	1,9
Berovo	0	0	0	0,0
Bitola	4	0	5	1,3
M.Brod	0	0	0	0,0
Valandovo	1	1	1	1,0
Veles	4	2	4	1,0
Vinica	3	1	2	0,7
Gevgelija	1	1	1	1,0
Gostivar	4	1	5	1,3
Debar	1	1	2	2,0
Delchevo	1	1	1	1,0
D.Hisar	0	0	0	0,0
Kavadarci	1	1	1	1,0
Kichevo	3	1	5	1,7
Kochani	0	0	7	0,0
Kratovo	0	0	0	0,0
Kr.Palanka	0	0	2	0,0
Krushevo	0	0	0	0,0
Kumanovo	1	0	4	4,0
Negotino	0	0	1	0,0
Ohrid	2	1	6	0,0
Prilep	3	2	11	3,7
Probishtip	1	1	1	0,0
Radovish	1	1	2	2,0
Resen	0	0	0	0,0
Sv.Nikole	1	1	1	1,0
Skopje	12	6	15	1,3
Struga	3	2	6	2,0
Strumica	4	0	6	1,5
Tetovo	4	1	8	2,0
Shtip	0	0	5	0,0

Source: Institute for Public Health of Republic of North Macedonia - Skopje
Department of health data and publication

**HEALTH WORKERS IN WOMEN HEALTH SERVICES
IN REPUBLIC OF NORTH MACEDONIA IN 2022**

HEALTH REGIONS	PHYSICIANS		Health workers with Higher-level and Mid-level qualification	
	TOTAL	Specialists	TOTAL	Per 1 physician
REPUBLIC OF N.MACEDONIA	147	146	157	1,1
Berovo	2	2	2	1,0
Bitola	8	8	8	1,0
M.Brod	0	0	0	0,0
Valandovo	1	1	1	0,0
Veles	4	4	4	1,0
Vinica	2	2	2	0,0
Gevgelija	4	4	4	1,0
Gostivar	5	5	6	1,2
Debar	2	2	1	0,0
Delchevo	2	2	2	1,0
D.Hisar	0	0	0	0,0
Kavadarci	5	5	5	1,0
Kichevo	4	4	4	1,0
Kochani	4	4	5	1,3
Kratovo	1	1	1	1,0
Kr.Palanka	2	2	2	1,0
Krushevo	0	0	0	0,0
Kumanovo	9	9	10	1,1
Negotino	2	2	2	1,0
Ohrid	5	5	5	1,0
Prilep	5	5	8	1,6
Probishtip	1	1	1	1,0
Radovish	2	2	2	1,0
Resen	1	1	1	1,0
Sv.Nikole	1	1	1	1,0
Skopje	58	57	62	1,1
Struga	6	6	5	0,8
Strumica	2	2	2	0,0
Tetovo	9	9	18	2,0
Shtip	11	11	9	0,8

Source: Institute for Public Health of Republic of North Macedonia - Skopje

Department of health data and publication

**HEALTH WORKERS IN POLYVALENT PATRONAGE
IN REPUBLIC OF NORTH MACEDONIA IN 2022**

HEALTH REGIONS	PATRONAGE NURSES			
	TOTAL	With higher qualification	With mid-level qualification	Inhabitants per 1 patronage nurse
REPUBLIC OF N.MACEDONIA	270	41	229	6784,1
Berovo	5	0	5	2943,6
Bitola	3	2	1	30842,0
M.Brod	5	1	4	2012,0
Valandovo	2	0	2	5226,0
Veles	7	2	5	8483,9
Vinica	2	1	1	7192,0
Gevgelija	6	0	6	5305,3
Gostivar	22	1	21	3849,4
Debar	4	0	4	4787,8
Delchevo	3	0	3	6613,3
D.Hisar	2	0	2	3581,0
Kavadarci	9	4	5	4365,6
Kichevo	19	2	17	2079,4
Kochani	7	0	7	5546,0
Kratovo	2	0	2	3719,0
Kr.Palanka	3	1	2	7114,7
Krushevo	3	1	2	2784,0
Kumanovo	20	3	17	6186,8
Negotino	5	1	4	4372,0
Ohrid	9	4	5	6092,0
Prilep	17	1	16	5107,2
Probishtip	2	1	1	6644,5
Radovish	6	2	4	4449,2
Resen	6	2	4	2380,0
Sv.Nikole	3	1	2	5811,7
Skopje	65	6	59	9333,7
Struga	10	3	7	5335,2
Strumica	11	1	10	7152,2
Tetovo	5	0	5	33400,8
Shtip	7	1	6	6870,3

Source: Institute for Public Health of Republic of North Macedonia - Skopje
Department of health data and publication

**HEALTH WORKERS DENTAL HEALTH SERVICES
IN REPUBLIC OF NORTH MACEDONIA IN 2022**

HEALTH REGIONS	DENTISTS		Health workers with Higher-level and Mid-level qualification	
	TOTAL	Specialists	TOTAL	Per 1 dentist
REPUBLIC OF N.MACEDONIA	1211	367	1078	0,9
Berovo	11	0	13	1,2
Bitola	118	26	118	1,0
M.Brod	8	1	6	0,8
Valandovo	1	1	1	1,0
Veles	48	8	47	1,0
Vinica	16	0	15	0,9
Gevgelija	15	3	14	0,9
Gostivar	12	2	12	1,0
Debar	3	1	3	1,0
Delchevo	18	0	11	0,6
D.Hisar	5	2	5	1,0
Kavadarci	41	14	41	1,0
Kichevo	10	2	11	1,1
Kochani	37	0	59	1,6
Kratovo	8	3	15	1,9
Kr.Palanka	5	0	18	3,6
Krushevo	6	1	6	1,0
Kumanovo	54	0	76	1,4
Negotino	7	3	7	1,0
Ohrid	59	2	1	0,0
Prilep	109	17	103	0,9
Probishtip	11	4	10	0,9
Radovish	18	2	16	0,9
Resen	5	0	5	0,0
Sv.Nikole	10	2	10	1,0
Skopje	514	247	312	0,6
Struga	36	1	1	0,0
Strumica	66	1	10	0,2
Tetovo	88	11	89	1,0
Shtip	50	16	43	0,9

Source: Institute for Public Health of Republic of North Macedonia - Skopje
Department of health data and publication

VISITS IN PRIMARY HEALTH CARE IN REPUBLIC OF NORTH MACEDONIA IN 2022

HEALTH REGIONS	Number of visits	Per 1000 inhabitants
REPUBLIC OF N.MACEDONIA	8560680	156434,2
Berovo	105388	7160,5
Bitola	654618	7075,0
M.Brod	37014	3679,3
Valandovo	57209	5473,5
Veles	667849	11245,7
Vinica	97487	6777,5
Gevgelija	256120	8046,0
Gostivar	329812	3894,5
Debar	44789	2338,7
Delchevo	136874	6898,9
D.Hisar	53010	7401,6
Kavadarci	389282	9907,9
Kichevo	157156	3977,7
Kochani	270274	6961,9
Kratovo	68219	9171,7
Kr.Palanka	156666	7340,0
Krushevo	40961	4904,3
Kumanovo	415331	3356,6
Negotino	167105	7644,3
Ohrid	36251	661,2
Prilep	626293	7213,5
Probishtip	109851	8266,3
Radovish	182500	6836,5
Resen	49547	3469,7
Sv.Nikole	136479	7827,9
Skopje	1704424	2809,4
Struga	29942	561,2
Strumica	588787	7483,9
Tetovo	703706	4213,7
Shtip	386845	8043,9

Source: Institute for Public Health of Republic of North Macedonia - Skopje
Department of health data and publication

**VISITS AT GENERAL PRACTICE PHYSICIAN'S OFFICE
IN REPUBLIC OF NORTH MACEDONIA IN 2022**

HEALTH REGIONS	Visits at physician's office		Number of revisits per 1 initial visit	Dally visits per 1 physician
	Total	Initial visits		
REPUBLIC OF N.MACEDONIA	9293380	4179921	1,2	20,6
Berovo	91859	27143	2,4	13,1
Bitola	511093	208465	1,5	22,3
M.Brod	32587	29112	0,1	7,8
Valandovo	46732	16290	1,9	15,2
Veles	548519	212817	1,6	35,0
Vinica	80199	20107	3,0	14,3
Gevgelija	213540	89502	1,4	26,3
Gostivar	244824	102829	1,4	19,4
Debar	38676	28220	0,4	17,3
Delchevo	122024	27838	3,4	24,2
D.Hisar	47489	21575	1,2	17,0
Kavadarci	326422	156418	1,1	33,3
Kichevo	155247	86974	0,8	17,3
Kochani	276242	65887	3,2	14,3
Kratovo	44520	13296	2,3	11,4
Kr.Palanka	88040	43222	1,0	15,0
Krushevo	39420	11692	2,4	15,6
Kumanovo	575159	233806	1,5	18,0
Negotino	192089	76353	1,5	27,4
Ohrid	63557	72706	-0,1	5,7
Prilep	611431	188179	2,2	27,3
Probishtip	136917	55022	1,5	30,6
Radovish	203640	79741	1,6	20,8
Resen	86469	39089	1,2	30,9
Sv.Nikole	163969	32072	4,1	34,4
Skopje	2811433	1487350	0,9	20,3
Struga	38170	46484	-0,2	3,0
Strumica	619105	274704	1,3	38,8
Tetovo	431646	266362	0,6	11,9
Shtip	452362	166666	1,7	34,4

Source: Institute for Public Health of Republic of North Macedonia - Skopje
Department of health data and publication

VISITS AT CHILDREN HEALTH SERVICES PHYSICIAN'S OFFICE IN REPUBLIC OF NORTH MACEDONIA IN 2022

HEALTH REGIONS	Visits at physician's office		Number of revisits per 1 initial visit	Dally visits per 1 physician
	Total	Initial visits		
REPUBLIC OF N.MACEDONIA	904897	566235	0,6	32,3
Berovo	4002	2719	0,5	7,1
Bitola	52657	34455	0,5	23,5
M.Brod	1828	1703	0,07	6,5
Valandovo	2170	1632	0,4	7,8
Veles	42411	27301	0,6	25,2
Vinica	5794	2348	1,5	0,0
Gevgelija	13183	8441	0,6	0,0
Gostivar	24405	19991	0,2	21,8
Debar	1162	756	0,5	0,0
Delchevo	5029	2235	1,3	18,0
D.Hisar	1487	1386	0,07	0,0
Kavadarci	30770	19111	0,6	54,9
Kichevo	17809	14354	0,2	21,2
Kochani	17941	10532	0,7	32,0
Kratovo	2050	848	1,4	0,0
Kr.Palanka	6470	3908	0,7	7,7
Krushevo	561	334	0,7	0,0
Kumanovo	62187	41341	0,5	74,0
Negotino	10008	5858	0,7	35,7
Ohrid	23908	12719	0,9	28,5
Prilep	45358	23390	0,9	162,0
Probishtip	7461	5048	0,5	13,3
Radovish	15588	10590	0,5	13,9
Resen	4381	2556	0,7	15,6
Sv.Nikole	7620	4025	0,9	27,2
Skopje	348262	211685	0,7	103,6
Struga	11856	8133	0,5	10,6
Strumica	58705	33916	0,7	52,4
Tetovo	38671	31197	0,2	6,9
Shtip	41163	23723	0,7	13,4

Source: Institute for Public Health of Republic of North Macedonia - Skopje
Department of health data and publication

**VISITS AT SCHOOL CHILDREN AND YOUTH HEALTH SERVICES PHYSICIAN'S OFFICE
IN REPUBLIC OF NORTH MACEDONIA IN 2022**

HEALTH REGIONS	Visits at physician's office		Number of revisits per 1 initial visit	Dally visits per 1 physician
	Total	Initial visits		
REPUBLIC OF N.MACEDONIA	878335	541418	0,6	57,0
Berovo	3291	2605	0,3	0,0
Bitola	64657	37194	0,7	57,7
M.Brod	2599	2238	0,2	0,0
Valandovo	2389	1855	0,3	8,5
Veles	41818	24878	0,7	37,3
Vinica	6903	2974	1,3	0,0
Gevgelija	17139	11708	0,5	61,2
Gostivar	34426	20999	0,6	30,7
Debar	3283	2400	0,0	0,0
Delchevo	4648	2303	1,0	16,6
D.Hisar	4034	1697	1,4	0,0
Kavadarci	32183	16208	1,0	114,9
Kichevo	24669	13077	0,9	29,4
Kochani	18592	10742	0,7	0,0
Kratovo	2961	1269	1,3	0,0
Kr.Palanka	8558	5982	0,4	0,0
Krushevo	3826	1114	2,4	0,0
Kumanovo	54328	36315	0,5	194,0
Negotino	15783	8355	0,9	0,0
Ohrid	8163	5952	0,4	0,0
Prilep	54148	26049	1,1	64,5
Probishtip	6519	4728	0,4	0,0
Radovish	14906	10982	0,4	53,2
Resen	13114	4588	1,9	0,0
Sv.Nikole	8007	3856	1,1	28,6
Skopje	324020	208864	0,6	96,4
Struga	4562	2178	1,1	5,4
Strumica	33672	23056	0,5	30,1
Tetovo	35315	28476	0,2	31,5
Shtip	29822	18776	0,6	0,0

Source: Institute for Public Health of Republic of North Macedonia - Skopje
Department of health data and publication

**VISITS AT WOMEN HEALTH SERVICES PHYSICIAN'S OFFICE
IN REPUBLIC OF NORTH MACEDONIA IN 2022**

HEALTH REGIONS	Visits at physician's office		Number of revisits per 1 initial visit	Dally visits per 1 physician
	Total	Initial visits		
REPUBLIC OF N.MACEDONIA	573697	304548	0,9	13,0
Berovo	6236	5861	0,1	11,1
Bitola	26211	12439	1,1	11,7
M.Brod	0	0	0,0	0,0
Valandovo	5918	3065	0,9	21,1
Veles	35101	16985	1,1	31,3
Vinica	4591	2591	0,8	8,2
Gevgelija	12258	6715	0,8	10,9
Gostivar	26157	2083	11,6	18,7
Debar	1668	1433	0,0	3,0
Delchevo	5173	3380	0,5	9,2
D.Hisar	0	0	0,0	0,0
Kavadarci	28478	18455	0,5	20,3
Kichevo	7158	4311	0,7	6,4
Kochani	17536	11369	0,5	15,7
Kratovo	1020	857	0,2	3,6
Kr.Palanka	8002	3110	1,6	14,3
Krushevo	0	0	0,0	0,0
Kumanovo	29244	10406	1,8	11,6
Negotino	5628	4075	0,0	10,1
Ohrid	9305	6019	0,5	6,6
Prilep	25836	13809	0,9	18,5
Probishtip	2845	1659	0,7	10,2
Radovish	10008	7311	0,4	17,9
Resen	3357	2459	0,4	12,0
Sv.Nikole	5345	1832	1,9	19,1
Skopje	219097	118777	0,8	13,5
Struga	6359	1944	2,3	3,8
Strumica	14048	7969	0,8	25,1
Tetovo	26989	19686	0,4	10,7
Shtip	30129	15948	0,9	9,8

Source: Institute for Public Health of Republic of North Macedonia - Skopje
Department of health data and publication

**HEALTH WORKERS IN OUT-OF-HOSPITAL STATIONARY UNITS
IN REPUBLIC OF NORTH MACEDONIA IN 2022**

Out-of hospital stationary units	PHYSICIANS		Health workers with Higher-level and Mid-level qualification	
	TOTAL	Specialists	TOTAL	Per 1 physician
TOTAL	1	1	26	26,0
Valandovo	0	0	4	0,0
Delchevo	0	0	0	0,0
Kratovo	0	0	2	0,0
Kr.Palanka	1	1	15	15,0
Probishtip	0	0	0	0,0
Radovish	0	0	0	0,0
Sv.Nikole	0	0	5	0,0

Source: Institute for Public Health of Republic of North Macedonia - Skopje
Department of health data and publication

**BEDS IN OUT-OF-HOSPITAL STATIONARY UNITS IN REPUBLIC OF NORTH MACEDONIA
IN 2022**

Out-of hospital stationary units	BEDS		
	Number	Per 1 physician	Per 1000 inhabitants
TOTAL	41	41,0	0,6
Valandovo	4	0,0	0,4
Delchevo	0	0,0	0,0
Kratovo	8	0,0	1,1
Kr.Palanka	24	24,0	1,1
Probishtip	0	0,0	0,0
Radovish	0	0,0	0,0
Sv.Nikole	5	0,0	0,3

Source: Institute for Public Health of Republic of North Macedonia - Skopje
Department of health data and publication


**NUMBER OF PATIENTS, AVERAGE LENGTH OF STAY AND BED OCCUPANCY
IN OUT-OF-HOSPITAL STATIONARY UNITS IN REPUBLIC OF NORTH MACEDONIA IN 2022**

Out-of-hospital stationary units	Treated patients	Utilized bed-days	Average length of stay	Bed occupancy	Bed turnover
TOTAL	186	1437	7,7	9,6	4,54
Valandovo	2	3	1,5	0,2	0,5
Delchevo	0	0	0,0	0,0	0
Kratovo	4	5	1,3	0,2	0,5
Kr.Palanka	180	1429	7,9	16,3	7,5
Probishtip	0	0	0,0	0,0	0
Radovish	0	0	0,0	0,0	0
Sv.Nikole	0	0	0,0	0,0	0

Source: Institute for Public Health of Republic of North Macedonia - Skopje
Department of health data and publication

SECONDARY HEALTH CARE





NETWORK OF HEALTH INSTITUTIONS IN SECONDARY HEALTH CARE IN REPUBLIC OF NORTH MACEDONIA IN 2022

HEALTH REGIONS	General hospitals	Clinical hospitals	Institutes for health protection	Rehabilitation and treatment centers	Special hospitals for pulmonary diseases and TB	Special hospitals for psychiatric diseases	Other special hospitals
REPUBLIC OF N.MACEDONIA	15	5	10	6	2	3	6
Bitola	0	1	1	1	0	0	1
M.Brod	0	0	0	0	0	0	0
Valandovo	0	0	0	0	0	0	0
Veles	1	0	1	0	1	0	0
Vinica	0	0	0	0	0	0	0
Gevgelija	1	0	0	0	0	1	0
Gostivar	1	0	0	0	0	0	0
Debar	1	0	0	0	0	0	0
Delchevo	0	0	0	0	0	0	0
D.Hisar	0	0	0	0	0	1	0
Kavadarci	1	0	0	0	0	0	0
Kichevo	1	0	0	0	0	0	0
Kochani	1	0	1	0	0	0	0
Kratovo	0	0	0	0	0	0	0
Kr.Palanka	0	0	0	0	0	0	0
Krushevo	0	0	0	0	0	0	0
Kumanovo	1	0	1	0	0	0	0
Negotino	0	0	0	0	0	0	0
Ohrid	1	0	1	1	0	0	1
Prilep	1	0	1	0	0	0	0
Probishtip	0	0	0	0	0	0	0
Radovish	0	0	0	0	0	0	0
Resen	0	0	0	1	0	0	0
Sv.Nikole	0	0	0	0	0	0	0
Skopje	2	2	1	2	0	1	4
Struga	1	0	0	1	0	0	0
Strumica	1	0	1	0	0	0	0
Tetovo	1	1	1	0	1	0	0
Shtip	0	1	1	0	0	0	0

Source: Institute for Public Health of Republic of North Macedonia - Skopje
Department of health data and publication

**HEALTH WORKERS IN SPECIALIST-CONSULTANCY PRACTICE
IN SECONDARY HEALTH CARE IN REPUBLIC OF NORTH MACEDONIA IN 2022**

HEALTH REGIONS	UNITS LOCATIONS	PHYSICIANS		Health workers with Higher-level and Mid-level qualification	
		TOTAL	Specialists	TOTAL	Per 1 physician
REPUBLIC OF N.MACEDONIA	617	1087	865	1761	1,6
Berovo	5	6	4	6	1,0
Bitola	50	81	64	140	1,7
M.Brod	2	1	1	2	2,0
Valandovo	2	3	2	4	1,3
Veles	21	24	22	38	1,6
Vinica	5	7	5	6	0,9
Gevgelija	2	3	1	8	2,7
Gostivar	18	50	29	115	2,3
Debar	10	12	10	25	2,1
Delchevo	10	13	9	18	1,4
D.Hisar	4	6	5	7	1,2
Kavadarci	22	19	16	34	1,8
Kichevo	12	23	16	28	1,2
Kochani	20	29	18	41	1,4
Kratovo	4	5	3	3	0,6
Kr.Palanka	6	6	5	11	1,8
Krushevo	2	1	1	3	3,0
Kumanovo	33	49	40	106	2,2
Negotino	7	10	8	12	1,2
Ohrid	19	70	41	104	1,5
Prilep	24	30	24	74	2,5
Probishtip	5	5	5	7	1,4
Radovish	7	8	8	7	0,9
Resen	8	11	8	10	0,9
Sv.Nikole	6	5	4	10	2,0
Skopje	204	423	362	666	1,6
Struga	19	30	24	47	1,6
Strumica	27	56	42	97	1,7
Tetovo	34	70	61	89	1,3
Shtip	29	31	27	43	1,4

Source: Institute for Public Health of Republic of North Macedonia - Skopje
Department of health data and publication

**HEALTH WORKERS IN SERVICES FOR PULMONARY DISEASES
AND TUBERCULOSIS IN REPUBLIC OF NORTH MACEDONIA IN 2022**

HEALTH REGIONS	PHYSICIANS		Health workers with Higher-level and Mid-level qualification
	TOTAL	Specialists	TOTAL
REPUBLIC OF N.MACEDONIA	8	7	14
Berovo	0	0	0
Bitola	0	0	0
M.Brod	0	0	0
Valandovo	0	0	0
Veles	0	0	0
Vinica	0	0	0
Gevgelija	0	0	0
Gostivar	4	3	6
Debar	0	0	0
Delchevo	0	0	0
D.Hisar	0	0	0
Kavadarci	0	0	0
Kichevo	0	0	0
Kochani	0	0	0
Kratovo	0	0	0
Kr.Palanka	0	0	0
Krushevo	0	0	0
Kumanovo	0	0	0
Negotino	0	0	0
Ohrid	0	0	0
Prilep	0	0	0
Probishtip	0	0	0
Radovish	0	0	0
Resen	0	0	0
Sv.Nikole	0	0	0
Skopje	1	1	2
Struga	0	0	0
Strumica	0	0	0
Tetovo	3	3	5
Shtip	0	0	0

Source: Institute for Public Health of Republic of North Macedonia - Skopje
Department of health data and publication

**HEALTH WORKERS IN SERVICES FOR MEDICAL REHABILITATION
IN SECONDARY HEALTH CARE IN REPUBLIC OF NORTH MACEDONIA IN 2022**

HEALTH REGIONS	UNITS LOCATIONS	PHYSICIANS		Health workers with Higher-level and Mid-level qualification	
		TOTAL	Specialists	TOTAL	Per 1 physician
REPUBLIC OF N.MACEDONIA	40	81	64	193	2,4
Berovo	1	0	0	0	0,0
Bitola	1	0	0	9	0,0
M. Brod	0	0	0	0	0,0
Valandovo	1	1	0	2	2,0
Veles	1	1	1	9	9,0
Vinica	0	0	0	0	0,0
Gevgelija	1	0	0	1	0,0
Gostivar	1	1	1	18	18,0
Debar	0	0	0	0	0,0
Delchevo	0	0	0	0	0,0
Demir Hisar	0	0	0	0	0,0
Kavadarci	1	2	2	3	1,5
Kichevo	0	0	0	0	0,0
Kochani	2	2	1	3	1,5
Kratovo	1	0	0	0	0,0
Kr.Palanka	1	0	0	0	0,0
Krushevo	0	0	0	0	0,0
Kumanovo	1	4	1	7	1,8
Negotino	1	2	1	4	2,0
Ohrid	3	0	0	0	0,0
Prilep	1	3	3	11	3,7
Probishtip	0	0	0	0	0,0
Radovish	0	0	0	0	0,0
Resen	0	0	0	0	0,0
Sv.Nikole	0	0	0	0	0,0
Skopje	20	53	45	84	1,6
Struga	0	0	0	0	0,0
Strumica	1	4	2	11	2,8
Tetovo	1	5	4	11	2,2
Shtip	1	3	3	20	6,7

Source: Institute for Public Health of Republic of North Macedonia - Skopje
Department of health data and publication

HEALTHCARE WORKERS IN THE SERVICE FOR TRANSFUSION OF BLOOD IN SECONDARY HEALTH CARE IN THE REPUBLIC OF NORTH MACEDONIA IN 2022

HEALTH REGIONS	UNITS LOCATIONS	PHYSICIANS		Health workers with Higher-level and Mid-level qualification	
		TOTAL	Specialists	TOTAL	Per 1 physician
REPUBLIC OF N.MACEDONIA	15	110	76	288	2,6
Bitola	1	4	4	13	3,3
Veles	0	0	0	0	0,0
Gevgelija	1	0	0	0	0,0
Gostivar	1	3	2	7	2,3
Kavadarci	0	3	1	6	0,0
Kichevo	1	1	1	6	6,0
Kochani	1	2	1	3	1,5
Kr.Palanka	1	1	1	2	2,0
Kumanovo	1	2	1	9	4,5
Ohrid	1	2	1	7	3,5
Prilep	1	3	2	7	2,3
Skopje	2	72	53	190	0,0
Struga	1	2	0	5	2,5
Strumica	1	3	3	7	2,3
Tetovo	1	7	3	17	2,4
Shtip	1	5	3	9	1,8

Source: Institute for Public Health of Republic of North Macedonia - Skopje
Department of health data and publication

**HEALTH WORKERS IN SERVICES FOR DERMATOVENEROLOGY
IN REPUBLIC OF NORTH MACEDONIA IN 2022**

HEALTH REGIONS	PHYSICIANS		Health workers with Higher-level and Mid-level qualification	
	TOTAL	Specialists	TOTAL	Per 1 physician
REPUBLIC OF N.MACEDONIA	2	2	3	1,5
Prilep	2	2	3	1,5

Source: Institute for Public Health of Republic of North Macedonia - Skopje
Department of health data and publication

VISITS AT SPECIALIST-CONSULTANCY SERVICES PHYSICIAN'S OFFICE IN SECONDARY HEALTH CARE IN REPUBLIC OF NORTH MACEDONIA IN 2022

HEALTH REGIONS	Visits at physician's office		Number of revisits on initial visits	Dally visits per 1 physician
	Total	Initial visits		
REPUBLIC OF N.MACEDONIA	3655665	2822249	0,3	12,0
Berovo	13876	12878	0,1	8,3
Bitola	335938	322795	0,0	14,8
M.Brod	1886	1455	0,3	6,7
Valandovo	7350	4005	0,8	8,8
Veles	118475	101792	0,2	17,6
Vinica	11756	11200	0,0	6,0
Gevgelija	3165	2316	0,4	3,8
Gostivar	96587	71883	0,3	6,9
Debar	19831	13940	0,4	5,9
Delchevo	13653	12724	0,1	3,8
D.Hisar	10680	9895	0,1	6,4
Kavadarci	97995	79863	0,2	18,4
Kichevo	58741	52778	0,1	9,1
Kochani	62001	54053	0,1	7,6
Kratovo	7483	6539	0,1	5,3
Kr.Palanka	35824	30327	0,2	21,3
Krushevo	6818	5719	0,2	24,4
Kumanovo	274763	243977	0,1	20,0
Negotino	23443	21012	0,1	8,4
Ohrid	154794	94732	0,6	7,9
Prilep	195546	153708	0,3	23,3
Probishtip	12487	11293	0,1	8,9
Radovish	34954	30597	0,1	15,6
Resen	28906	20436	0,4	9,4
Sv.Nikole	17496	14388	0,2	12,5
Skopje	1078691	833191	0,3	9,1
Struga	87258	49010	0,8	10,4
Strumica	167071	106242	0,6	10,7
Tetovo	497280	314774	0,6	25,4
Shtip	180917	134727	0,3	20,8

Source: Institute for Public Health of Republic of North Macedonia - Skopje
Department of health data and publication

**VISITS AT PHYSICIAN'S OFFICE IN MEDICAL REHABILITATION PRACTICE
IN SECONDARY HEALTH CARE IN REPUBLIC OF NORTH MACEDONIA IN 2022**

HEALTH REGIONS	Visits at physician's office		Number of revisits on initial visits	Daily visits per 1 physician
	Total	Initial visits		
REPUBLIC OF N.MACEDONIA	135317	87081	0,6	6,0
Berovo	0	0	0,0	0,0
Bitola	3430	2472	0,4	0,0
M.Brod	0	0	0,0	0,0
Valandovo	755	711	0,1	2,7
Veles	9936	5944	0,7	35,5
Vinica	0	0	0,0	0,0
Gevgelija	2992	2041	0,5	0,0
Gostivar	4407	4407	0,0	15,7
Debar	0	0	0,0	0,0
Delchevo	0	0	0,0	0,0
D.Hisar	0	0	0,0	0,0
Kavadarci	6840	3625	0,9	12,2
Kichevo	0	0	0,0	0,0
Kochani	2970	2117	0,4	5,3
Kratovo	2129	1898	0,1	0,0
Kr.Palanka	3621	2483	0,5	0,0
Krushevo	225	158	0,4	0,0
Kumanovo	5575	4694	0,2	5,0
Negotino	2088	1365	0,5	3,7
Ohrid	3604	3553	0,0	0,0
Prilep	19100	9593	1,0	22,7
Probishtip	0	0	0,0	0,0
Radovish	0	0	0,0	0,0
Resen	0	0	0,0	0,0
Sv.Nikole	0	0	0,0	0,0
Skopje	48843	33326	0,5	3,3
Struga	671	365	0,8	0,0
Strumica	5199	1455	2,6	4,6
Tetovo	10436	4378	1,4	7,5
Shtip	2496	2496	0,0	3,0

Source: Institute for Public Health of Republic of North Macedonia - Skopje
Department of health data and publication

**NUMBER OF BEDS IN INPATIENT INSTITUTIONS ON
SECONDARY LEVEL IN REPUBLIC OF NORTH MACEDONIA IN 2022**

HEALTH REGIONS	NUMBER OF BEDS	Per 1000 inhabitants
REPUBLIC OF N.MACEDONIA	8371	4,57
Bitola	476	5,14
Veles	339	5,71
Gevgelija	363	11,40
Gostivar	203	2,40
Debar	78	4,07
Demir Hisar	314	43,84
Kavadarci	119	3,03
Kichevo	66	1,67
Kochani	120	3,09
Kumanovo	319	2,58
Ohrid	317	5,78
Prilep	339	3,90
Resen	72	5,04
Skopje	3974	6,55
Struga	204	3,82
Strumica	195	2,48
Tetovo	503	3,01
Shtip	356	7,40

Source: Institute for Public Health of Republic of North Macedonia - Skopje
Department of health data and publication

**NUMBER OF BEDS IN INPATIENT INSTITUTIONS ON SECONDARY LEVEL
IN REPUBLIC OF NORTH MACEDONIA IN 2022**

HEALTH REGIONS	General and clinic hospitals	Special hospitals for psychiatric diseases	Special hospitals for pulmonary diseases and TB	Rehabilitation and treatment centers	Spa	Other special hospitals	Total	
							Number	Per 1000 inhabitants
REPUBLIC OF N. MACEDONIA	4086	1835	1733	496	180	41	8371	4,6
Bitola	460		16				476	5,1
Brod							0	0,0
Valandovo						4	4	0,4
Veles	269		70				339	5,7
Vinica							0	0,0
Gevgelija	123		240				363	11,4
Gostivar	203						203	2,4
Debar	78						78	4,1
Delchevo							0	0,0
Demir Hisar			314				314	43,8
Kavadarci	119						119	3,0
Kichevo	66						66	1,7
Kochani	120						120	3,1
Kratovo						8	8	1,1
Kriva Palanka						24	24	1,1
Kumanovo	319						319	2,6
Negotino							0	0,0
Ohrid	137		85	95			317	5,8
Prilep	339						339	3,9
Probishtip							0	0,0
Radovish							0	0,0
Resen				72			72	5,0
Sv. Nikole						5	5	0,3
Skopje	754	1835	963	215	180		3947	6,5
Struga	90			114			204	3,8
Strumica	195						195	2,5
Tetovo	458		45				503	3,0
Shtip	356						356	7,4

Source: Institute for Public Health of Republic of North Macedonia - Skopje
Department of health data and publication

HEALTH PERSONNEL AND BEDS IN INPATIENT DEPARTMENTS OF GENERAL AND CLINIC HOSPITALS IN REPUBLIC OF NORTH MACEDONIA IN 2022

DEPARTMENTS	Physicians		Health personnel with higher and mid-level qualification		Beds		
	Total	Specialists	Number	Per 1 physician	Number	Per 1 physician	Per 1000 inh.
TOTAL	1115+6*	789+6*	2935	2,6	4086	3,6	2,2
1. MEDICAL GROUP	509	367	1337	2,6	2169	4,3	1,18
Internal medicine	224	154	555	2,5	766	3,4	0,54
Infectology	38	20	120	3,2	327	8,6	0,18
Pediatrics	90	64	226	2,5	378	4,2	0,92
Intensive neonatal care	18	17	76	4,2	20	1,1	0,01
Neurology	38	33	86	2,3	124	3,3	0,88
Neuropsychiatry	34	26	95	2,8	167	4,9	0,09
Cardiology	14	11	41	2,9	50	3,6	0,03
Psychiatry	29	22	63	2,2	100	3,4	0,05
Pulmonology and TB	2	2	6	3,0	39	19,5	0,02
Dermatovenerology	15	12	21	1,4	45	3,0	0,02
Medical rehabilitation	7	6	48	6,9	153	21,9	0,1
2. SURGICAL GROUP	606+6*	422+6*	1598	2,6	1917	3,1	1,05
Surgery	249	172	706	2,8	664	2,7	0,36
Neurosurgery	7	4	9	1,3	14	2,0	0,01
Cardiosurgery	17	15	82	4,8	111	6,5	0,06
Orthopedics	28	17	74	2,6	135	4,8	0,07
Gynecology	76	58	215	2,8	316	4,2	0,41
Obstetrics	61	46	180	3,0	275	4,5	0,67
ENT	38	29	69	1,8	127	3,3	0,07
Ophtalmology	34	25	51	1,5	135	4,0	0,07
Urology	23	13	37	1,6	102	4,4	0,06
Maxillofacial surgery	1+6*	6*	12	1,7	19	2,7	0,01
Anesthesiology	72	43	163	2,3	19	0,3	0,01

*Dentists

Source: Institute for Public Health of Republic of North Macedonia - Skopje
Department of health data and publication

**NUMBER OF PATIENTS, AVERAGE LENGTH OF STAY AND BED OCCUPANCY
IN INPATIENT DEPARTMENTS OF GENERAL AND CLINIC HOSPITALS
IN REPUBLIC OF NORTH MACEDONIA IN 2022**

DEPARTMENTS	Treated patients	Utilized bed-days	Average length of stay	Bed occupancy	Bed turnover
TOTAL	110846	518492	4,7	34,8	27,13
1.MEDICAL GROUP	49762	291857	5,9	36,9	22,94
Internal medicine	25303	130875	5,2	46,8	33,03
Infectology	4558	37468	8,2	31,4	13,94
Pediatrics	9698	38983	4,0	28,3	25,66
Intensive neonatal care	715	3979	5,6	54,5	35,75
Neurology	3199	23358	7,3	36,8	18,39
Neuropsychiatry	1977	15823	8,0	37,1	16,90
Cardiology	2746	9041	3,3	49,5	54,92
Psychiatry	553	17344	31,4	47,5	5,53
Pulmonology and TB	0	0	0,0	0,0	0,00
Dermatovenerology	292	4404	15,1	26,8	6,49
Medical rehabilitation	721	10582	14,7	18,9	4,71
2. SURGICAL GROUP	61084	226635	3,7	32,4	31,86
Surgery	26052	109884	4,2	45,3	39,23
Neurosurgery	342	1468	4,3	28,7	24,43
Cardiosurgery	3311	18797	5,7	46,4	29,83
Orthopedics	3240	17103	5,3	34,7	24,00
Gynecology	8071	14491	1,8	16,9	34,34
Obstetrics	10598	37131	3,5	28,6	29,77
ENT	1608	6535	4,1	14,1	12,66
Ophtalmology	4434	8806	2,0	17,9	32,84
Urology	2571	10468	4,1	28,1	25,21
Maxillofacial surgery	546	1574	2,9	22,7	28,74
Anesthesiology	311	378	1,2	5,5	16,37

Source: Institute for Public Health of Republic of North Macedonia - Skopje
Department of health data and publication

**HEALTH PERSONNEL AND BEDS IN SPECIAL HOSPITALS ON SECONDARY LEVEL
IN REPUBLIC OF NORTH MACEDONIA IN 2022**

	Physicians		Health personnel with higher and mid-level qualification		Beds	
	Total	Specia-lists	Total	Per 1 physician	Total	Per 1 physician
SPECIAL HOSPITALS						
Special hospitals for pulmonary diseases and tuberculosis	23	11	41	1,8	164	7,1
Institut for pulmonary diseases and tuberculosis - Skopje	10	7	12	1,2	49	4,9
Special hospital for pulmonary diseases and TB - Lesok	8	3	13	1,6	45	5,6
Special hospital for pulmonary diseases and TB - Jasenovo	5	1	16	3,2	70	14,0
Institut for pulmonary diseases of children -Kozle, Skopje	41	26	60	1,5	65	1,6
Special hospital for orthopedics and traumatology - St. Erzamo Ohrid	27	16	100	3,7	85	3,1
Neuropsychiatry hospitals	47+1*	37	283	5,9	942	19,6
psychiatric hospital-Skopje	28	25	97	3,5	388	13,9
Neuropsychiatry hospital Negorci-Gevgelija	6	3	60	10,0	240	40,0
Psychiatric hospital Demir Hisar	13+1*	9	126	9,0	314	22,4
Special Hospitals for Gynecology and Obstetrics	61	45	108	1,8	135	2,2
Special Hospital for Gynecology and Obstetrics - Mother Teresa Skopje	43	28	82	1,91	104,00	2,42
Special Hospital for Gynecology and Obstetrics - Sante plus , Skopje	9	9	15	1,67	15,00	1,67
Special Hospital for Gynecology and Obstetrics - Plodnost, Bitola	9	8	11	1,22	16,00	1,78
Europe EYE hospital - Skopje	0	0	0	0,00	0,00	0,00

*Dentists

 Source: Institute for Public Health of Republic of North Macedonia - Skopje
Department of health data and publication

**NUMBER OF PATIENTS, AVERAGE LENGTH OF STAY AND BED OCCUPANCY
IN SPECIAL HOSPITALS IN REPUBLIC OF NORTH MACEDONIA IN 2022**

SPECIAL HOSPITALS	Treated patients	Utilized bed-days	Average length of stay	Bed turnover
Special hospitals for pulmonary diseases and tuberculosis	4181	37503	9,0	44,9
Institut for pulmonary diseases and tuberculosis - Skopje	440	7052	16,0	39,4
Special hospital for pulmonary diseases and TB - Lesok	762	9243	12,1	56,3
Special hospital for pulmonary diseases and TB - Jasenovo	676	7647	11,3	29,9
Institut for pulmonary diseases of children - Kozle , Skopje	2303	13561	5,9	57,2
Специјална болница за ортопедија и трауматологија -Св.Еразмо,Охрид	1897	16487	8,7	53,1
Neuropsychiatry hospitals	1538	256797	167,0	74,7
Psychiatric hospital-Skopje	916	93757	102,4	66,2
Neuropsychiatry hospital Negorci-Gevgelija	392	83648	213,4	95,5
Psychiatric hospital Demir Hisar	230	79392	345,2	69,3
Special Hospitals for Gynecology and Obstetrics	7924	24581	3,1	49,9
Special Hospital for Gynecology and Obstetrics - Sante plus , Skopje	6083	19508	3,21	51,39
Special Hospital for Gynecology and Obstetrics - Plodnost, Bitola	571	1371	2,40	25,04

Source: Institute for Public Health of Republic of North Macedonia - Skopje
Department of health data and publication

HEALTH PERSONNEL IN REHABILITATION CENTERS AND ENVIRONMENTAL
 FACTOR TREATMENT HOSPITAL IN REPUBLIC OF NORTH MACEDONIA IN 2022

REHABILITATION CENTERS	Physicians			Health personnel with higher and mid-level qualification			BEDS	
	Total	Specialists	Total	Per 1 physician	Total	Per 1 physician	Total	Per 1 physician
Institutes - Rehabilitation centers	59	42	162	2,7	496	8,4		
Institute for medical rehabilitation, Skopje	10	10	50	5,0	215	21,5		
Institute for prevention and treatment of cardiovascular diseases - Ohrid	22	14	20	0,9	95	4,3		
P.H.O. - Institute for dialysis, nephrology and rehabilitation - Struga	20	15	76	3,8	114	5,7		
Institute for prevention, treatment and rehabilitation of chronic respiratory and specific diseases - Oteshevo	7	3	16	2,3	72	10,3		
Institute for rehabilitation of speech, voice and hearing - Skopje	0	0	0	0,0	0	0,0		
Environmental factor treatment hospital Katlanovo-Skopje	1	1	19	19,0	180	180,0		
Institute for gerontology "13th November" - Skopje	22	12	121	5,50	342	15,55		

Source: Institute for Public Health of Republic of North Macedonia - Skopje
 Department of health data and publication


**NUMBER OF PATIENTS, AVERAGE LENGTH OF STAY AND BED OCCUPANCY IN REHABILITATION CENTERS
AND ENVIRONMENTAL FACTOR TREATMENT HOSPITAL IN REPUBLIC OF NORTH MACEDONIA IN 2022**

REHABILITATION CENTERS	Treated patients	Utilized bed-days	Average length of stay	Bed occupancy
Institutes - Rehabilitation centers	6084	97517	16,0	53,9
Institute for medical rehabilitation, Skopje	1214	25017	20,6	31,9
Institute for prevention and treatment of cardiovascular diseases - Ohrid	2964	23365	7,9	67,4
P.H.O. - Institute for dialysis, nephrology and rehabilitation - Struga	1169	41191	35,2	99,0
Institute for prevention, treatment and rehabilitation of chronic respiratory and specific diseases - Oteshevo	737	7944	10,8	30,2
Environmental factor treatment hospital Katlanovo-Skopje	1023	22043	21,5	33,6
Institute for gerontology "13th November" - Skopje	825	108617	131,7	87,0

Source: Institute for Public Health of Republic of North Macedonia - Skopje
Department of health data and publication

TERTIARY HEALTH CARE





**VISITS IN SPECIALIST-CONSULTANCY PRACTICE IN TERTIARY HEALTH CARE
IN REPUBLIC OF NORTH MACEDONIA IN 2022**

SPECIALIST-CONSULTANCY PRACTICE	Visits at physician's office		Number of revisits per 1 initial visit	Daily visits per 1 physician
	Total	Initial visits		
TOTAL	684850	445734	0,5	18,0
1. University clinics	566410	343278	0,7	20,6
2. Surgery clinic "St. Naum Ohridski"-Skopje	0	0	0,0	0,0
3. Institute of Occupational Health - Chair	60897	53678	0,1	24,2
4. Institut for patophysiology	2149	2149	0,0	0,6
5. Special Hospitals:				
- Institute for pulmonary diseases and TB - Skopje	5026	4034	0,2	18,0
- Special hospital for pulmonary diseases in children - Kozle, Skopje	30934	23694	0,3	11,0
Special Hospital of Gynecology and Obstetrics Mother Teresa - Skopje	12802	12802	0,0	22,9
- Psychiatric hospital "Skopje"-Skopje	6632	6099	0,1	7,9

Source: Institute for Public Health of Republic of North Macedonia - Skopje
Department of health data and publication

**HEALTH WORKERS IN SPECIALIST-CONSULTANCY SERVICES IN TERTIARY HEALTH CARE
IN REPUBLIC OF NORTH MACEDONIA IN 2022**

SPECIALIST-CONSULTANCY SERVICES	Physicians		Health workers with HQ and MLQ	
	Total	Specialists	Total	Per 1 physician
TOTAL	136	112	247	1,8
1. University clinics	98	77	179	1,8
2. Surgery clinic "St. Naum Ohridski"-Skopje	0	0	0	0,0
3. Institute of Occupational Health - Chair	9	9	17	1,9
4. Institut for patophysiology	13	11	15	1,2
5. Special Hospitals:				
- Institute for pulmonary diseases and TB - Skopje	1	1	8	8,0
- Special hospital for pulmonary diseases in children - Kozle, Skopje	10	9	16	1,6
Special Hospital of Gynecology and Obstetrics Mother Teresa - Skopje	2	2	9	4,5
- Psychiatric hospital "Skopje"-Skopje	3	3	3	1,0

Source: Institute for Public Health of Republic of North Macedonia - Skopje
Department of health data and publication

**HEALTH WORKERS AND VISITS IN MEDICAL REHABILITATION PRACTICE IN TERTIARY HEALTH CARE
IN REPUBLIC OF NORTH MACEDONIA IN 2022**

MEDICAL REHABILITATION PRACTICE	Physicians		Health workers with HQ and MLQ		Visits at physician's office		Number of re-visits per 1 initial visit	Daily visits per 1 physician
	Total	Specialists	Total	Per 1 physician	Total	Initial visits		
Institute for medical rehabilitation - Skopje	4	3	16	4	9906	7188	0,4	8,8

Source: Institute for Public Health of Republic of North Macedonia - Skopje
Department of health data and publication

**HEALTHCARE WORKERS IN THE SERVICE FOR TRANSFUSION OF BLOOD IN TERTIARY HEALTH CARE
IN THE REPUBLIC OF NORTH MACEDONIA IN 2022**

BLOOD TRANSFUSION PRACTICE	Physicians		Health workers with HQ and MLQ	
	Total	Specialists	Total	Per 1 physician
TOTAL	69	50	180	2,6
Transfuziologija medicine institute of Republic of North Macedonia	69	50	180	2,6
University Surgery clinic "St. Naum Ohridski" - Skopje	0	0	0	0,0
Special Hospital for Gynecology and Obstetrics - Chair, Skopje	0	0	0	0,0

Source: Institute for Public Health of Republic of North Macedonia - Skopje
Department of health data and publication

**HEALTH PERSONNEL AND BEDS IN UNIVERSITY CLINICS AND CLINICS
IN REPUBLIC OF NORTH MACEDONIA IN 2022**

UNIVERSITY CLINICS AND CLINICS	Physicians		Health personnel with higher and mid-level qualification		Beds	
	Total	Specialists	Total	Per 1 physician	Total	Per 1 physician
TOTAL (1+2+3)	643	498	1430	2,2	1664	2,6
1.MEDICAL GROUP	294	234	563	1,9	863	2,9
University clinic for infectious diseases and febrile conditions	34	24	64	1,9	99	2,9
University clinic for pediatric diseases	58	40	145	2,5	233	4,0
University clinic for neurology	30	25	50	1,7	56	1,9
University clinic for psychiatry	15	13	29	1,9	48	3,2
University clinic for dermatology	16	13	10	0,6	29	1,8
University clinic for gastroenterohepatology	24	19	42	1,8	48	2,0
University clinic for pulmonology and allergology	25	22	50	2,0	46	1,8
University clinic for cardiology	13	10	54	4,2	120	9,2
University clinic for toxicology	16	14	26	1,6	31	1,9
University clinic for nephrology	21	17	31	1,5	45	2,1
University clinic for endocrinology, diabetes and metabolic disorders	15	14	19	1,3	28	1,9
University clinic for rheumatology	13	12	16	1,2	45	3,5
University clinic for hematology	14	11	27	1,9	35	2,5
2.SURGICAL GROUP	315	236	780	2,5	690	2,2
University clinic for anesthesiology, reanimation and intensive treatment	49	28	83	1,7	20	0,4
University clinic for digestive surgery	15	13	56	3,7	69	4,6
University clinic for urology	13	13	41	3,2	37	2,8
University clinic for pediatric surgery	21	9	54	2,6	54	2,6
University clinic for neurology surgery	14	12	68	4,9	41	2,9
University clinic for thoracic and vascular surgery	13	10	54	4,2	66	5,1
University clinic for cardio cyrgery	17	10	44	2,6	16	0,9
University clinic for plastic and reconstructive surgery	15	11	39	2,6	35	2,3
University clinic for traumatology	14	13	36	2,6	40	2,9
University clinic for orthopedic diseases	30	29	57	1,9	63	2,1
University clinic for gynecology and obstetrics	37	33	69	1,9	94	2,5
University clinic for otorinolaringology	41	26	110	2,7	73	1,8
University clinic for otorinolaringology	18	14	42	2,3	58	3,2
University clinic for ophtalmology	18	15	27	1,5	24	1,3
3. UNIVERSITY CLINIC FOR RADIOTHERAPY AND ONCOLOGY	34	28	87	2,6	111	3,3
4. SURGERY CLINIC "ST. NAUM OHRIDSKI"-SKOPJE	69	54	94	1,4	140	2,0
5. UNIVERSITY CLINIC FOR SURGERY OF THE FACE, JAW AND NECK - MAXILLOFACIAL SURGERY, SKOPJE	1+13*	1+13*	13	0,9	31	2,2
TOTAL (1+2+3+4+5)	713+13*	553+13*	1537	2,1	1835	2,5

* Dentists

Source: Institute for Public Health of Republic of North Macedonia - Skopje
Department of health data and publication

**NUMBER OF PATIENTS, AVERAGE LENGTH OF STAY AND BED OCCUPANCY
IN UNIVERSITY CLINICS AND CLINICS IN REPUBLIC OF NORTH MACEDONIA IN 2022**

UNIVERSITY CLINICS AND CLINICS	Treated patients	Utilized bed-days	Average length of stay	Bed occupancy
TOTAL (1+2+3)	64043	339445	5,3	55,9
1.MEDICAL GROUP	22783	164951	7,2	52,4
University clinics for infectious diseases and febrile conditions	1296	13918	10,7	38,5
University clinic for pediatric diseases	4772	32536	6,8	38,3
University clinic for neurology	1701	17117	10,1	83,7
University clinic for psychiatry	543	12611	23,2	72,0
University clinic for dermatology	234	2750	11,8	26,0
University clinic for gastroenterohepatology	2050	17587	8,6	100,4
University clinic for pulmonology and allergology	1323	11576	8,7	68,9
University clinic for cardiology	6823	19270	2,8	44,0
University clinic for toxicology	513	2207	4,3	19,5
University clinic for nephrology	1352	5715	4,2	34,8
University clinic for endocrinology	544	2489	4,6	24,4
University clinic for rheumatology	1016	16624	16,4	101,2
University clinic for hematology	616	10551	17,1	82,6
2.SURGICAL GROUP	39250	154633	3,9	61,4
University clinic for anesthesiology, reanimation and intensive treatment	733	5571	7,6	76,3
University clinic for digestive surgery	2499	17570	7,0	69,8
University clinic for urology	3090	12974	4,2	96,1
University clinic for pediatric surgery	2034	6834	3,4	34,7
University clinic for neurology surgery	894	5799	6,5	38,8
University clinic for thoracic and vascular surgery	2452	14285	5,8	59,3
University clinic for cardio cyrgery	506	6261	12,4	107,2
University clinic for plastic and reconstructive surgery	5373	11217	2,1	87,8
University clinic for traumatology	1784	11212	6,3	76,8
University clinic for orthopedic diseases	2316	13621	5,9	59,2
University clinic for gynecology and obstetrics	7401	25247	3,4	73,6
University clinic for otorinolaringology	3867	17343	4,5	65,1
University clinic for ophtalmology	1405	4938	3,5	23,3
University clinic for ophtalmology	4896	1761	0,4	20,1
3. UNIVERSITY CLINIC FOR RADIOTHERAPY AND ONCOLOGY	2010	19861	9,9	49,0
4. SURGERY CLINIC "ST. NAUM OHRIDSKI"-SKOPJE	5205	22448	4,3	43,9
5. UNIVERSITY CLINIC FOR SURGERY OF THE FACE, JAW AND NECK - MAXILLOFACIAL SURGERY, SKOPJE	1526	4128	2,7	36,5
TOTAL (1+2+3+4+5)	70774	366021	5,2	54,6

Source: Institute for Public Health of Republic of North Macedonia - Skopje
Department of health data and publication

HEALTH PERSONNEL AND BEDS IN INSTITUTES AND SPECIAL HOSPITALS IN
 TERTIARY HEALTH CARE IN REPUBLIC OF NORTH MACEDONIA IN 2022

HOSPITALS-CENTERS	Physicians		Health personnel with higher and mid-level qualification		Beds	
	Total	Specialists	Total	Per 1 physician	Total	Per 1 physician
Institute for pulmonary diseases and TB - Skopje	10	7	12	1,2	49	4,9
Institute for pulmonary diseases in children - Kozle, Skopje	41	26	60	1,5	65	1,6
Special Hospital for Gynecology and Obstetrics - Mother Teresa - Skopje	43	28	82	1,9	104	2,4
Special hospital for gynecology, obstetrics and orthopedics SANTE PLUS - Skopje	9	9	15	1,7	15	1,7
Psychiatric hospital "Skopje"- Skopje	28	25	97	3,5	388	13,9
Institute for medical rehabilitation - Skopje	10	10	50	5,0	215	21,5
TOTAL	141	105	316	2,2	836	5,9

Source: Institute for Public Health of Republic of North Macedonia - Skopje
 Department of health data and publication


**NUMBER OF PATIENTS, AVERAGE LENGTH OF STAY AND BED OCCUPANCY IN
INSTITUTES AND SPECIAL HOSPITALS IN TERTIARY HEALTH CARE
IN REPUBLIC OF NORTH MACEDONIA IN 2022**

HOSPITALS-CENTERS	Treated patients	Utilized bed-days	Average length of stay	Bed occupancy
Institute for pulmonary diseases and TB - Skopje	440	7052	16,0	39,4
Institute for pulmonary diseases in children - Kozle, Skopje	2303	13561	5,9	57,2
Special Hospital for Gynecology and Obstetrics - Mother Teresa - Skopje	6083	19508	3,2	51,4
Special hospital for gynecology, obstetrics and orthopedics SANTE PLUS - Skopje	571	1371	2,40	25,0
Psychiatric hospital "Skopje"-Skopje	916	93757	102,4	66,2
Institute for medical rehabilitation - Skopje	1214	25017	20,6	31,9
TOTAL	11527	160266	13,9	0,1

Source: Institute for Public Health of Republic of North Macedonia - Skopje
Department of health data and publication

MORBIDITY





AMBULATORY AND DISPENSARY MORBIDITY (RATE/10000) DIAGNOSED IN GENERAL PRACTICE SERVICES BY HEALTH REGIONS IN REPUBLIC OF NORTH MACEDONIA, 2022

HEALTH REGIONS	AMBULATORY AND DISPENSARY MORBIDITY	
	Cases	Rate/10000
REPUBLIC OF N.MACEDONIA	4111424	31.311
Berovo	28254	24.462
Bitola	199604	28.584
M.Brod	30653	41.552
Valandovo	11763	14.918
Veles	187837	43.564
Vinica	30117	27.763
Gevgelija	71088	29.271
Gostivar	103370	17.250
Debar	27661	21.782
Delchevo	27650	17.949
D.Hisar	15261	26.680
Kavadarci	126724	43.421
Kichevo	88693	30.501
Kochani	46395	15.705
Kratovo	5774	9.657
Kr.Palanka	65032	39.627
Krushevo	7903	13.211
Kumanovo	225755	26.537
Negotino	70137	43.222
Ohrid	108405	26.096
Prilep	159564	25.231
Probishtip	45607	36.899
Radovish	64573	37.527
Resen	29655	26.711
Sv.Nikole	24556	18.411
Skopje	1414130	33.356
Struga	85653	22.763
Strumica	253239	44.088
Tetovo	395831	34.875
Shtip	160540	45.010

Source: Institute for Public Health of Republic of North Macedonia - Skopje
Department of health data and publication

AMBULATORY AND DISPENSARY MORBIDITY (RATE/10000) DIAGNOSED IN CHILDREN HEALTH SERVICES BY HEALTH REGIONS IN REPUBLIC OF NORTH MACEDONIA, 2022

HEALTH REGIONS	AMBULATORY AND DISPENSARY MORBIDITY	
	Cases	Rate/10000
REPUBLIC OF N.MACEDONIA	527331	38.521
Berovo	2777	39.113
Bitola	32465	56.207
M.Brod	1810	31.207
Valandovo	1304	19.848
Veles	23747	54.983
Vinica	2555	29.334
Gevgelija	7621	37.176
Gostivar	6568	10.654
Debar	1643	10.552
Delchevo	2606	24.197
D.Hisar	1073	33.636
Kavadarci	14139	53.945
Kichevo	10981	43.198
Kochani	10506	45.998
Kratovo	822	28.055
Kr.Palanka	3110	27.818
Krushevo	150	2.650
Kumanovo	44091	45.078
Negotino	4351	30.448
Ohrid	13416	39.125
Prilep	23151	41.165
Probishtip	3950	48.705
Radovish	9949	55.364
Resen	2556	33.152
Sv.Nikole	4034	38.093
Skopje	196271	37.907
Struga	6492	16.034
Strumica	30724	55.579
Tetovo	42903	30.441
Shtip	21566	66.582

Source: Institute for Public Health of Republic of North Macedonia - Skopje
Department of health data and publication

**AMBULATORY AND DISPENSARY MORBIDITY (RATE/10000) DIAGNOSED
IN SCHOOL CHILDREN AND YOUTH HEALTH SERVICES BY HEALTH REGIONS
IN REPUBLIC OF NORTH MACEDONIA, 2022**

HEALTH REGIONS	AMBULATORY AND DISPENSARY MORBIDITY	
	Cases	Rate/10000
REPUBLIC OF N.MACEDONIA	624109	16.350
Berovo	3506	14.264
Bitola	40670	24.037
M.Brod	2742	13.039
Valandovo	1943	10.173
Veles	29889	25.010
Vinica	4077	15.298
Gevgelija	11716	21.317
Gostivar	21180	11.388
Debar	504	1.030
Delchevo	3610	10.750
D.Hisar	1908	16.990
Kavadarci	16674	22.280
Kichevo	14206	18.010
Kochani	13033	18.627
Kratovo	1214	10.412
Kr.Palanka	5178	13.573
Krushevo	1114	6.175
Kumanovo	41342	14.314
Negotino	9888	23.520
Ohrid	17195	17.443
Prilep	30920	17.218
Probishtip	5513	19.564
Radovish	11383	22.807
Resen	4528	18.812
Sv.Nikole	5424	17.854
Skopje	205012	15.654
Struga	8600	7.366
Strumica	33269	21.182
Tetovo	52885	13.420
Shtip	24986	27.203

Source: Institute for Public Health of Republic of North Macedonia - Skopje
Department of health data and publication

**AMBULATORY AND DISPENSARY MORBIDITY (RATE/10000) DIAGNOSED IN WOMEN
HEALTH SERVICES BY HEALTH REGIONS IN REPUBLIC OF NORTH MACEDONIA, 2022**

HEALTH REGIONS	AMBULATORY AND DISPENSARY MORBIDITY	
	Cases	Rate/10000
REPUBLIC OF N.MACEDONIA	313734	4.054
Berovo	4233	6.533
Bitola	13380	3.317
M.Brod	n/a	n/a
Valandovo	2813	6.509
Veles	17188	6.933
Vinica	3787	6.086
Gevgelija	5711	4.171
Gostivar	2083	577
Debar	476	610
Delchevo	3340	3.880
D.Hisar	n/a	n/a
Kavadarci	18405	10.992
Kichevo	4799	2.859
Kochani	12461	7.330
Kratovo	858	2.649
Kr.Palanka	3086	3.445
Krushevo	n/a	n/a
Kumanovo	10437	2.036
Negotino	4165	4.507
Ohrid	2009	833
Prilep	13819	3.764
Probishtip	1659	2.437
Radovish	7316	7.408
Resen	2477	3.972
Sv.Nikole	1839	2.500
Skopje	116370	4.564
Struga	1017	453
Strumica	7925	2.381
Tetovo	35995	5.206
Shtip	16086	7.785

Source: Institute for Public Health of Republic of North Macedonia - Skopje
Department of health data and publication

**TUBERCULOSIS INCIDENCE PER 100.000
INHABITANTS IN REPUBLIC OF NORTH MACEDONIA IN 2022**

HEALTH REGIONS	Total new cases		
	Number	Mb%000	On respiratory organs
REPUBLIC OF N.MACEDONIA	142	7,7	124
Berovo	0	0,0	0
Bitola	7	7,5	7
M.Brod	0	0,0	0
Valandovo	0	0,0	0
Veles	1	1,7	1
Vinica	0	0,0	0
Gevgelija	3	9,4	2
Gostivar	17	20,1	14
Debar	2	10,5	2
Delchevo	0	0,0	0
D.Hisar	0	0,0	0
Kavadarci	0	0,0	0
Kichevo	2	5,0	2
Kochani	8	20,4	6
Kratovo	0	0,0	0
Kr.Palanka	0	0,0	0
Krushevo	0	0,0	0
Kumanovo	20	16,1	18
Negotino	0	0,0	0
Ohrid	4	7,3	4
Prilep	2	2,3	0
Probishtip	3	22,4	3
Radovish	0	0,0	0
Resen	0	0,0	0
Sv.Nikole	0	0,0	0
Skopje	50	8,2	44
Struga	0	0,0	0
Strumica	2	2,5	2
Tetovo	18	10,8	17
Shtip	3	6,2	2

Source: Institute for Public Health of Republic of North Macedonia - Skopje
Department of health data and publication

**TUBERCULOSIS PREVALENCE PER 100.000
INHABITANTS IN REPUBLIC OF NORTH MACEDONIA IN 2022**

HEALTH REGIONS	Registered, total	Mb %000
REPUBLIC OF N.MACEDONIA	235	12,8
Berovo	0	0,0
Bitola	11	11,8
M.Brod	0	0,0
Valandovo	0	0,0
Veles	3	5,0
Vinica	0	0,0
Gevgelija	6	18,7
Gostivar	34	40,2
Debar	3	15,7
Delchevo	0	0,0
D.Hisar	0	0,0
Kavadarci	0	0,0
Kichevo	4	10,1
Kochani	13	33,2
Kratovo	0	0,0
Kr.Palanka	1	4,6
Krushevo	0	0,0
Kumanovo	28	22,6
Negotino	0	0,0
Ohrid	10	18,1
Prilep	2	2,3
Probishtip	3	22,4
Radovish	0	0,0
Resen	0	0,0
Sv.Nikole	0	0,0
Skopje	88	14,5
Struga	0	0,0
Strumica	5	6,3
Tetovo	18	10,8
Shtip	6	12,4

Source: Institute for Public Health of Republic of North Macedonia - Skopje
Department of health data and publication

COMMUNICABLE DISEASES REPORTED (RATE PER 100.000 INHABITANTS) WITH PRIORITY SIGNIFICANCE IN REPUBLIC OF NORTH MACEDONIA IN 2022


Communicable diseases reported	Number	Mb. 1:100.000	%
Total	7567	413,1	100,0
Salmoneloses	167	9,1	1,0
Alimentarni toksiifections	170	9,3	1,0
Enterocolitis	1815	99,1	10,5
Akuten hepatitis A	12	0,7	0,1
Akuten hepatitis B	43	2,3	0,2
Akuten hepatitis C	22	1,2	0,1
Neozn.hepatitis	6	0,3	0,0
Morbili	0	0,0	0,0
Parotitis epidemica	13	0,7	0,1
Varicella	4816	262,9	27,9
Rubeola	0	0,0	0,0
Scarlatina	42	2,3	0,2
Brucelosis	4	0,2	0,0
Tetanus	0	0,0	0,0

1 dead from viral hepatitis B - Bitola
 1 dead from viral hepatitis B - Probishtip
 1 dead from viral hepatitis B - Tetovo
 2 deads from viral hepatitis B - Stip

Source: Institute for Public Health of Republic of North Macedonia - Skopje
 Department of health data and publication

MORTALITY





MORTALITY STRUCTURE BY CAUSE OF DEATH IN REPUBLIC OF NORTH MACEDONIA IN 2022

Health regions	Total		I00-I99		C00-D48		R00-R99		E00-E99		J00-J99		S00-T98		K00-K93		N00-N99		P00-P96		other		
	Num.	%	Num.	%	Num.	%	Num.	%	Num.	%	Num.	%	Num.	%	Num.	%	Num.	%	Num.	%	Num.	%	
R.N.Macedonia	22459	41,3	3809	17,0	2960	13,2	1507	6,7	1002	4,5	486	2,2	311	1,4	463	2,1	18	0,1	2619	11,7			
Berovo	219	44,7	31	14,2	21	9,6	21	9,6	14	6,4	5	2,3	5	2,3	4	1,8	0	0,0	20	9,1			
Bitola	1375	450	217	15,8	392	28,5	67	4,9	35	2,5	28	2,0	15	1,1	19	1,4	0	0,0	152	11,1			
M.Brod	107	55	51,4	10	9,3	17	15,9	10	9,3	2	1,9	7	6,5	2	1,9	1	0,9	0	0,0	3	2,8		
Valandovo	135	85	63,0	19	14,1	14	10,4	2	1,5	3	2,2	1	0,7	1	0,7	1	0,7	0	0,0	9	6,7		
Veles	803	376	46,8	125	15,6	72	9,0	74	9,2	28	3,5	16	2,0	19	2,4	16	2,0	0	0,0	77	9,6		
Vinica	209	91	43,5	43	20,6	12	5,7	21	10,0	9	4,3	3	1,4	6	2,9	9	4,3	0	0,0	15	7,2		
Gevgelija	477	243	50,9	67	14,0	45	9,4	40	8,4	23	4,8	6	1,3	4	0,8	7	1,5	0	0,0	42	8,8		
Gostivar	822	420	51,1	116	14,1	75	9,1	48	5,8	47	5,7	10	1,2	8	1,0	21	2,6	0	0,0	77	9,4		
Debar	158	70	44,3	20	12,7	19	12,0	19	12,0	9	5,7	5	3,2	1	0,6	7	4,4	0	0,0	8	5,1		
Delchevo	300	156	52,0	55	18,3	25	8,3	9	3,0	8	2,7	9	3,0	4	1,3	12	4,0	0	0,0	22	7,3		
Demir Hisar	127	57	44,9	16	12,6	18	14,2	6	4,7	10	7,9	4	3,1	1	0,8	0	0,0	0	0,0	15	11,8		
Kavadarci	535	246	46,0	88	16,4	55	10,3	33	6,2	19	3,6	14	2,6	13	2,4	12	2,2	0	0,0	55	10,3		
Kichevo	503	224	44,5	71	14,1	35	7,0	39	7,8	35	7,0	15	3,0	5	1,0	20	4,0	0	0,0	59	11,7		
Kochani	614	318	51,8	63	10,3	97	15,8	28	4,6	17	2,8	19	3,1	8	1,3	17	2,8	0	0,0	47	7,7		
Kpatovo	140	67	47,9	24	17,1	12	8,6	6	4,3	8	5,7	4	2,9	3	2,1	1	0,7	0	0,0	15	10,7		
Kriva Palanka	287	117	40,8	52	18,1	27	9,4	25	8,7	19	6,6	5	1,7	3	1,0	2	0,7	0	0,0	37	12,9		
Krushevo	109	47	43,1	20	18,3	17	15,6	8	7,3	3	2,8	2	1,8	2	1,8	2	1,8	0	0,0	8	7,3		
Kumanovo	1311	538	41,0	266	20,3	104	7,9	83	6,3	94	7,2	29	2,2	20	1,5	22	1,7	1	0,1	154	11,7		
Negotino	311	146	46,9	32	10,3	56	18,0	18	5,8	11	3,5	5	1,6	8	2,6	4	1,3	0	0,0	31	10,0		
Ohrid	822	398	48,4	102	12,4	81	9,9	48	5,8	29	3,5	12	1,5	10	1,2	28	3,4	0	0,0	114	13,9		
Prilep	1189	376	31,6	200	16,8	333	28,0	70	5,9	29	2,4	20	1,7	14	1,2	18	1,5	0	0,0	129	10,8		
Probishtip	239	105	43,9	53	22,2	21	8,8	10	4,2	9	3,8	3	1,3	3	1,3	3	1,3	0	0,0	32	13,4		
Radovish	382	163	42,7	61	16,0	33	8,6	44	11,5	20	5,2	8	2,1	3	0,8	6	1,6	0	0,0	44	11,5		
Resen	226	107	47,3	19	8,4	64	28,3	4	1,8	8	3,5	2	0,9	1	0,4	2	0,9	0	0,0	19	8,4		
Sveti Nikole	273	97	35,5	41	15,0	41	15,0	22	8,1	13	4,8	8	2,9	11	4,0	9	3,3	0	0,0	31	11,4		
Skopje	6959	2551	36,7	1457	20,9	512	7,4	553	7,9	346	5,0	169	2,4	97	1,4	150	2,2	9	0,1	1115	16,0		
Struga	557	227	40,8	116	20,8	46	8,3	52	9,3	34	6,1	8	1,4	4	0,7	16	2,9	5	0,9	49	8,8		
Strumica	1110	624	56,2	94	8,5	193	17,4	30	2,7	32	2,9	34	3,1	11	1,0	15	1,4	1	0,1	76	6,8		
Tetovo	1520	706	46,4	253	16,6	228	15,0	84	5,5	73	4,8	26	1,7	20	1,3	21	1,4	1	0,1	108	7,1		
Shtip	640	126	19,7	78	12,2	295	46,1	33	5,2	15	2,3	9	1,4	9	1,4	18	2,8	1	0,2	56	8,8		

Source: State Statistical Office

Processed: Institute for Public Health of Republic of North Macedonia - Skopje

Department of health data and publication

MORTALITY RATE PER 100.000 INHABITANTS BY CAUSE OF DEATH IN REPUBLIC OF NORTH MACEDONIA IN 2022

Health regions	TOTAL		I00-I99		C00-D48		R00-R99		E00-E99		J00-J99		S00-T98		K00-K93		N00-N99		P00-P96		Other	
	Num.	Mt. 1000000	Num.	Mt. 1000000	Num.	Mt. 1000000	Num.	Mt. 1000000	Num.	Mt. 1000000	Num.	Mt. 1000000	Num.	Mt. 1000000	Num.	Mt. 1000000	Num.	Mt. 1000000	Num.	Mt. 1000000	Num.	Mt. 1000000
R.N.Macedonia	22459	1226,1	9284	506,8	3809	207,9	2960	161,6	1507	82,3	1002	54,7	486	26,5	311	17,0	463	25,3	18	1,0	2619	143,0
Berovo	219	1488,0	98	665,9	31	210,6	21	142,7	21	142,7	14	95,1	5	34,0	5	34,0	4	27,2	0	0,0	20	135,9
Bitola	1375	1486,1	450	486,3	217	234,5	392	423,7	67	72,4	35	37,8	28	30,3	15	16,2	19	20,5	0	0,0	152	164,3
M.Brod	107	1063,6	55	546,7	10	99,4	17	169,0	10	99,4	2	19,9	7	69,6	2	19,9	1	9,9	0	0,0	3	29,8
Valandovo	135	1291,6	85	813,2	19	181,8	14	133,9	2	19,1	3	28,7	1	9,6	1	9,6	1	9,6	0	0,0	9	86,1
Veles	803	1352,1	376	633,1	125	210,5	72	121,2	74	124,6	28	47,1	16	26,9	19	32,0	16	26,9	0	0,0	77	129,7
Vinica	209	1453,0	91	632,6	43	298,9	12	83,4	21	146,0	9	62,6	3	20,9	6	41,7	9	62,6	0	0,0	15	104,3
Gevgelija	477	1498,5	243	763,4	67	210,5	45	141,4	40	125,7	23	72,3	6	18,8	4	12,6	7	22,0	0	0,0	42	131,9
Gostivar	822	970,6	420	495,9	116	137,0	75	88,6	48	56,7	47	55,5	10	11,8	8	9,4	21	24,8	0	0,0	77	90,9
Debar	158	825,0	70	365,5	20	104,4	19	99,2	19	99,2	9	47,0	5	26,1	1	5,2	7	36,6	0	0,0	8	41,8
Delchevo	300	1512,1	156	786,3	55	277,2	25	126,0	9	45,4	8	40,3	9	45,4	4	20,2	12	60,5	0	0,0	22	110,9
Demir Hisar	127	1773,2	57	795,9	16	223,4	18	251,3	6	83,8	10	139,6	4	55,9	1	14,0	0	0,0	0	0,0	15	209,4
Kavadarci	535	1361,7	246	626,1	88	224,0	55	140,0	33	84,0	19	48,4	14	35,6	13	33,1	12	30,5	0	0,0	55	140,0
Kichevo	503	1273,1	224	567,0	71	179,7	35	88,6	39	98,7	35	88,6	15	38,0	5	12,7	20	50,6	0	0,0	59	149,3
Kochani	614	1581,6	318	819,1	63	162,3	97	249,9	28	72,1	17	43,8	19	48,9	8	20,6	17	43,8	0	0,0	47	121,1
Kratovo	140	1882,2	67	900,8	24	322,7	12	161,3	6	80,7	8	107,6	4	53,8	3	40,3	1	13,4	0	0,0	15	201,7
Kriva Palanka	287	1344,6	117	548,2	52	243,6	27	126,5	25	117,1	19	89,0	5	23,4	3	14,1	2	9,4	0	0,0	37	173,4
Krushevo	109	1305,1	47	562,7	20	239,5	17	203,5	8	95,8	3	35,9	2	23,9	2	23,9	2	23,9	0	0,0	8	95,8
Kumanovo	1311	1059,5	538	434,8	266	215,0	104	84,0	83	67,1	94	76,0	29	23,4	20	16,2	22	17,8	1	0,8	154	124,5
Negotino	311	1422,7	146	667,9	32	146,4	56	256,2	18	82,3	11	50,3	5	22,9	8	36,6	4	18,3	0	0,0	31	141,8
Ohrid	822	1499,2	398	725,9	102	186,0	81	147,7	48	87,5	29	52,9	12	21,9	10	18,2	28	51,1	0	0,0	114	207,9
Prilep	1189	1369,5	376	433,1	200	230,4	333	383,5	70	80,6	29	33,4	20	23,0	14	16,1	18	20,7	0	0,0	129	148,6
Probishtip	239	1798,5	105	790,1	53	398,8	21	158,0	10	75,3	9	67,7	3	22,6	3	22,6	3	22,6	0	0,0	32	240,8
Radovish	382	1431,0	163	610,6	61	228,5	33	123,6	44	164,8	20	74,9	8	30,0	3	11,2	6	22,5	0	0,0	44	164,8
Resen	226	1582,6	107	749,3	19	133,1	64	448,2	4	28,0	8	56,0	2	14,0	1	7,0	2	14,0	0	0,0	19	133,1
Sveti Nikole	273	1565,8	97	556,4	41	235,2	41	235,2	22	126,2	13	74,6	8	45,9	11	63,1	9	51,6	0	0,0	31	177,8
Skopje	6959	1147,0	2551	420,5	1457	240,2	512	84,4	553	91,2	346	57,0	169	27,9	97	16,0	150	24,7	9	1,5	1115	183,8
Struga	557	1044,0	227	425,5	116	217,4	46	86,2	52	97,5	34	63,7	8	15,0	4	7,5	16	30,0	5	9,4	49	91,8
Strumica	1110	1410,9	624	793,1	94	119,5	193	245,3	30	38,1	32	40,7	34	43,2	11	14,0	15	19,1	1	1,3	76	96,6
Tetovo	1520	910,2	706	422,7	253	151,5	228	136,5	84	50,3	73	43,7	26	15,6	20	12,0	21	12,6	1	0,6	108	64,7
Shtip	640	1330,8	126	262,0	78	162,2	295	613,4	33	68,6	15	31,2	9	18,7	9	18,7	18	37,4	1	2,1	56	116,4

Source: State Statistical Office

Processed: Institute for Public Health of Republic of North Macedonia - Skopje
Department of health data and publication

**INFANT MORTALITY BY CAUSE OF DEATH AND AGE
IN REPUBLIC OF NORTH MACEDONIA IN 2022**

CAUSES OF DEATH (BY ICD-10)	Total	Infant mortality		from 28 days to 11 months
		by age		
		0 - 6 days	7 - 27 days	
ВКУПНО	58	15	11	32
Infectious and parasitic diseases (A00 - B99)	5			5
Neoplasms (C00 - D48)	0			
Diseases of the blood and blood-forming organs (D50-D89)	0			
Endocrine, nutritional and metabolic diseases and immunity disorders (E00 - E88)	1			1
Diseases of the nervous system and sensory organs (G00-G98)	0			
Diseases of the circulatory system (I00-I99)	4	1	1	2
Diseases of the respiratory system (J00 - J98)	2			2
Diseases of the digestive system, oral cavity, salivary glands and jaws (K00-K92)	0			
Diseases of the genitourinary system (N00-N98)	1			1
Certain conditions originating in the perinatal period (P00 - P96)	18	9	8	1
Congenital malformations (Q00 - Q99)	17	5	2	10
Symptom, signs and unspecified conditions (R00 - R99)	10			10
External causes of mortality (V01 - Y89)	0			

Source: State Statistical Office

Processed: Institute for Public Health of Republic of North Macedonia - Skopje
Department of health data and publication

